



TUSKEGEE

UNIVERSITY

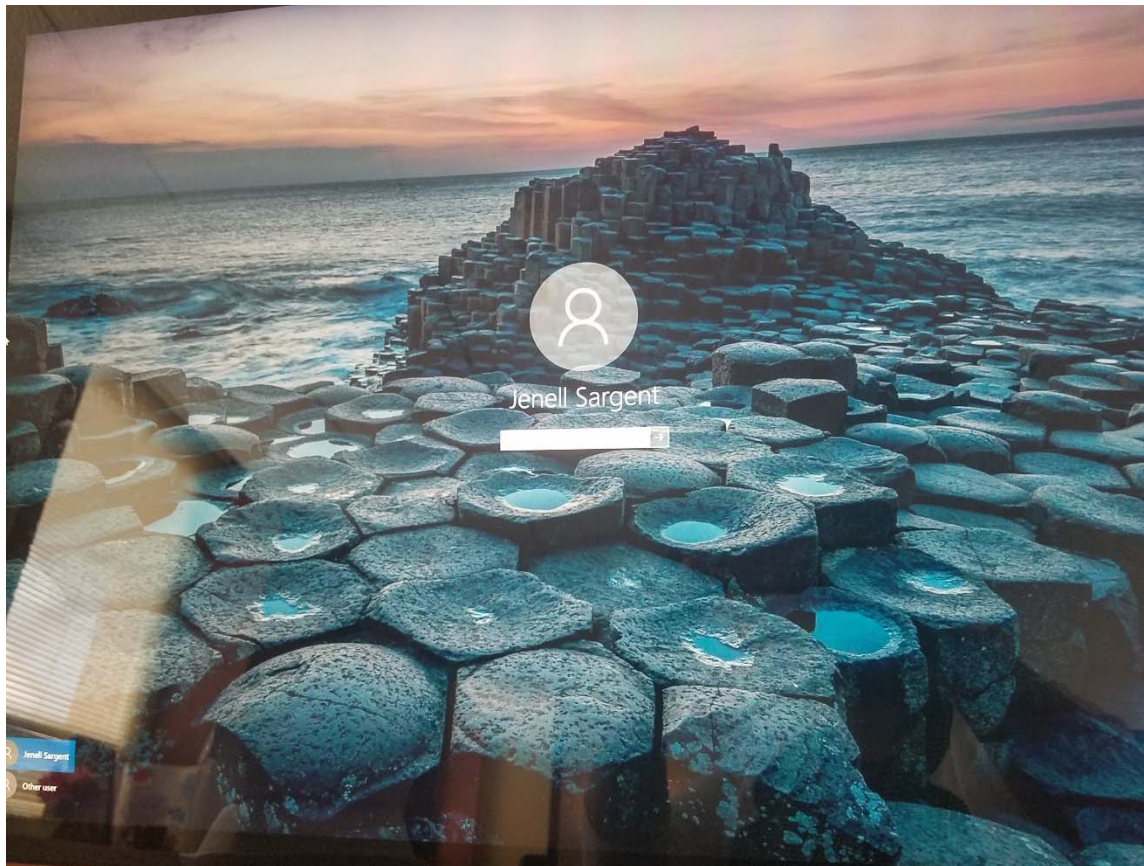
OFFICE OF INFORMATION TECHNOLOGY NEW FACULTY ORIENTATION PRESENTATION

E. JENELL SARGENT
CHIEF INFORMATION OFFICER
OFFICE OF INFORMATION TECHNOLOGY
AUGUST 17, 2017

Office of Information Technology

- Our Services – an organization of service
- Our Location – Kenney Hall 1st, 2nd and 4th floor
- My Office – Kenney Hall 70-406

Office of Information Technology Network ID (Domain)



Office of Information Technology Outlook 365



Work or school, or personal Microsoft account

Email or phone

Keep me signed in

[Sign in](#) [Back](#)

[Can't access your account?](#)

Tuskegee Trustees Portal

© 2017 Microsoft
[Terms of use](#) [Privacy & Cookies](#)



Office of Information Technology

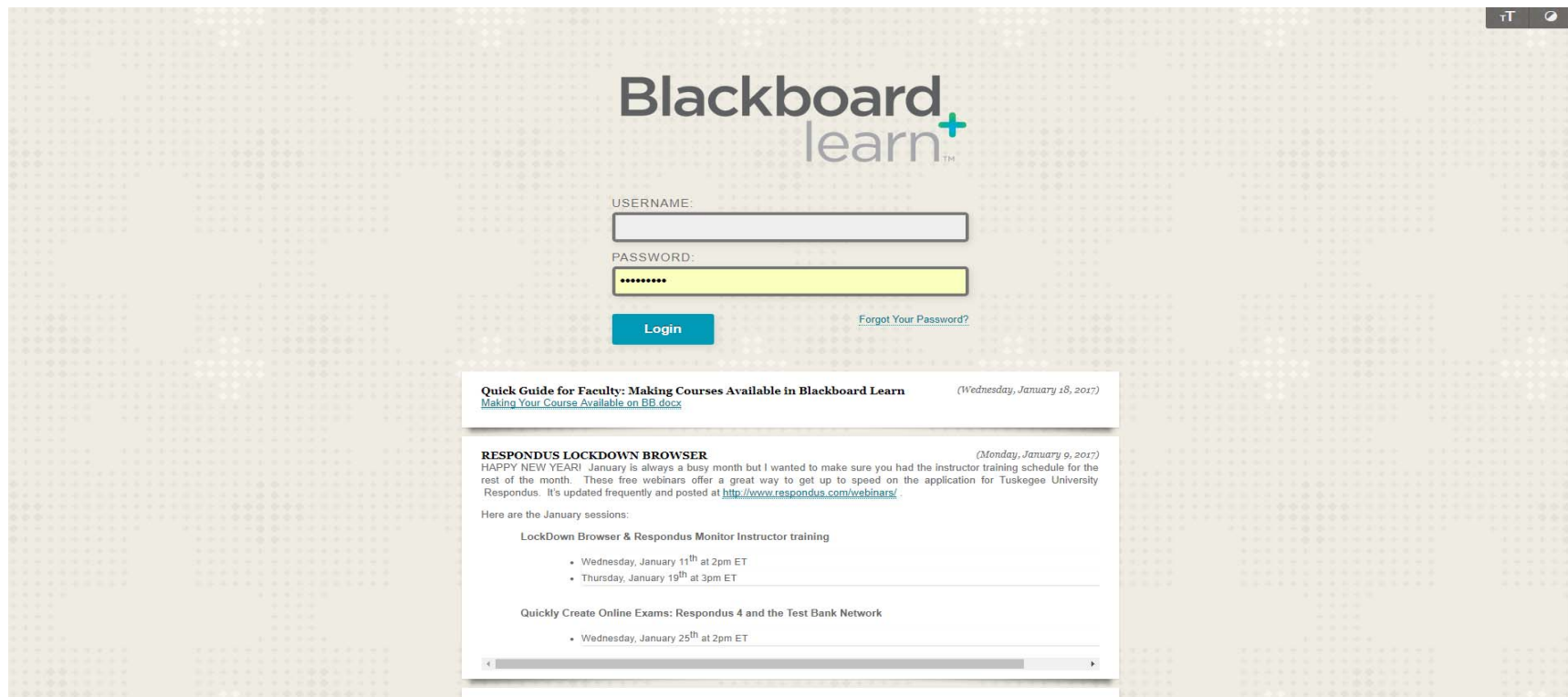
Outlook 365

The screenshot displays the Microsoft Office 365 dashboard. At the top, the navigation bar includes the Office 365 logo, the user name "Jenell Sargent", and icons for notifications, settings, and help. The main header area features a "Good morning" greeting, a search bar for online documents, and a button to "Install Office 2016". Below this is a grid of application tiles for OneNote, Class Notebook, Mail, Calendar, Sway, Word, PowerPoint, Excel, OneDrive, Forms, Planner, People, Tasks, Video, SharePoint, Delve, Newsfeed, Yammer, Security & Compliance, PowerApps, Flow, Stream, Teams, Dynamics 365, and Admin. The "Documents" section shows a list of recent files, including a Word document and an Excel spreadsheet, with their last opened dates. A "Feedback" button is located in the bottom right corner.

Document Name	Last Opened
Document tuskegee-my.sharepoint.com > ... > Documents	2 days ago
List of users that need username change tuskegee-my.sharepoint.com > ... > Email attachments	6 months ago

Office of Information Technology

Blackboard Learn
Ms. Sonsaurhay Price
soprice@tuskegee.edu



The screenshot shows the Blackboard Learn login interface. At the top center is the "Blackboard learn+" logo. Below it are two input fields: "USERNAME:" and "PASSWORD:". The password field contains several asterisks. A blue "Login" button is positioned below the password field, and a link for "Forgot Your Password?" is to its right. In the bottom right corner of the page, there are small icons for "TT" and a refresh symbol. A white news feed overlay is positioned in the lower half of the page, containing two items:

- Quick Guide for Faculty: Making Courses Available in Blackboard Learn** (Wednesday, January 18, 2017)
[Making Your Course Available on BB.docx](#)
- RESPONDUS LOCKDOWN BROWSER** (Monday, January 9, 2017)
HAPPY NEW YEAR! January is always a busy month but I wanted to make sure you had the instructor training schedule for the rest of the month. These free webinars offer a great way to get up to speed on the application for Tuskegee University Respondus. It's updated frequently and posted at <http://www.respondus.com/webinars/>.
Here are the January sessions:
 - LockDown Browser & Respondus Monitor Instructor training
 - Wednesday, January 11th at 2pm ET
 - Thursday, January 19th at 3pm ET
 - Quickly Create Online Exams: Respondus 4 and the Test Bank Network
 - Wednesday, January 25th at 2pm ET

Office of Information Technology TigerWeb

The screenshot displays the TigerWeb website interface. At the top left is the Tuskegee University logo. The main header area contains the text "Tiger Web" and navigation links for "LOG IN", "MAIN MENU", and "CONTACT US". The central content area features a large tiger image with the text "main menu" overlaid vertically. To the left of the tiger image, there is a "Welcome Guest!" message and a list of user roles: "Prospective Students", "Students", "Faculty", "Employees", "Vendors", "Advancement Officers", "Alumni and Friends", and "Advisors". To the right of the tiger image, there is a vertical list of user roles: "Continuing Education", "Prospective Students", "Students", "Faculty", "Employees", "Vendors", "Advancement Officers", "Alumni and Friends", and "Advisors". At the bottom of the page, there is a footer with the text "secure socket layer" and "WebAdvisor 3.0".

TUSKEGEE UNIVERSITY

Tiger Web

[LOG IN](#) | [MAIN MENU](#) | [CONTACT US](#)

Welcome Guest!
WebAdvisor gives students, staff, and the community access to our databases.
Select your point of entry to the right.

main menu

- Continuing Education
- Prospective Students
- Students
- Faculty
- Employees
- Vendors
- Advancement Officers
- Alumni and Friends
- Advisors

[Account Information](#) | [I'm New to WebAdvisor](#) | [What's My Password?](#)

secure socket layer

WebAdvisor 3.0

[LOG IN](#) | [MAIN MENU](#) | [CONTACT US](#)

Office of Information Technology Tiger Alert

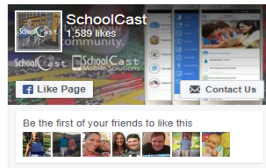


Welcome to SchoolCast

Account Login

<input type="text"/>	User Name
<input type="password"/>	Password
<input type="button" value="Sign In"/>	

[Forgot your password? Click here](#)



Office of Information Technology

Additional Support

- ID – We are located in Thompkins Hall until August 28, afterwards we are located in Kenney Hall 70-201
- Phone Service – Please call the helpdesk for assistance at 8040
- Lab Support - Two Locations Kenney Hall – 70-128 and Thompkins Hall – 4th Floor
- WiFi – The WiFi for Brimmer, Foster, Kenney Hall and Chappie James has been updated.
- Ricoh Printing Services – Centralized printing

Office of Information Technology

Login Information

Domain – jsargent3456

TigerWeb – jsargent3456

Tiger Alert – jsargent3456

Blackboard Learn: js0093456

Email: jsargent3456@tuskegee.edu



Office of Information Technology

Contact Us

Call us at 334-727-8040

For Email: emailadmin@tuskegee.edu

For WiFi, Phone and Printing –
tuhelpdesk@tuskegee.edu

Office of Information Technology

The technology is here to stay, it is our job to teach you how to use it efficiently and effectively.

*E. Jenell Sargent
jsargent@tuskegee.edu*