

TUSKEGEE UNIVERSITY

# 2018-19 FACT BOOK

OFFICE OF INSTITUTIONAL EFFECTIVENESS, RESEARCH, ASSESSMENT AND PLANNING





The Tuskegee University Fact Book is published annually by:  
The Office of Institutional Effectiveness, Research, Assessment and Planning  
John A. Kenney Hall, 71-232  
Tuskegee, AL 36088

The address for the electronic version is:  
[www.tuskegee.edu.com/factbook](http://www.tuskegee.edu.com/factbook)

If you would like more information about data contained in the Fact Book, contact:

Dr. Kellei Samuels, Associate Vice President  
Institutional Effectiveness, Research, Assessment and Planning  
Phone: (334) 724-4777 Email: [KSamuels@tuskegee.edu](mailto:KSamuels@tuskegee.edu)

Dr. Preston Robinson III, Director  
Institutional Research  
Phone: (334) 724-4873 Email: [PRobinson@tuskegee.edu](mailto:PRobinson@tuskegee.edu)

Changes to content after hard copy publication are reflected on the web version of the Fact Book.

*Copyright 2018 Tuskegee University. All rights reserved.*







## PREFACE

The Tuskegee University Fact Book is an annual publication of the Office of Institutional Effectiveness, Research, Assessment and Planning. This document is an update of information, designed to assist administrators, faculty, staff and other University constituents with statistical references about the institution. It assembles under one cover comparable information across a five-year period.

The data collected and reported in the Fact Book are the official data for the University. As with any statistical data, these contained in the Fact Book are a snapshot of a single period in time.

Comments and suggestions are welcome as the Office of Institutional Effectiveness, Research, Assessment and Planning produce a document that meets the needs of the University community.

Dr. Preston Robinson III, Director  
Institutional Research  
Phone: (334) 724-4873  
Email: PRobinson@tuskegee.edu

## TABLE OF CONTENTS

### THE UNIVERSITY

History.....	1
Vision Statement.....	2
Mission Statement and Core Values .....	3
Presidents of Tuskegee University.....	4
Institutional Accreditations.....	5
Board of Trustees.....	6
Office of the President.....	8
The Administration .....	9

### TUITION AND FEES

Tuition and Fees.....	11
Historic Tuition and Fees .....	11

### ENROLLMENT

Total Enrollment .....	12
Enrollment by Race.....	12
Enrollment by Gender .....	12
Faculty to Student Ratio.....	12
Highest Contributing States .....	13
Highest Contributing Alabama Counties.....	13
Top Five Majors .....	13
Historic Retention Rates .....	13
Enrollment of Students by Alabama Counties .....	14
Majors of First-Time Freshmen and Transfer Students .....	16
Historic Enrollment .....	17
Historic Percentage of STEM Enrollment.....	18
Historic Percentage of Students by Race .....	19
Historic Percentage of Undergraduate Students by Race .....	19
Enrollment of On-Campus Students .....	20

### ENROLLMENT BY COLLEGE/SCHOOL

Andrew F. Brimmer College of Business and Information Science.....	21
College of Agriculture, Environmental Science and Nutrition Science .....	22
College of Arts and Sciences .....	23
College of Engineering .....	24
College of Veterinary Medicine .....	25
Robert R. Taylor School of Architecture and Construction Science.....	26
School of Education .....	27
School of Nursing and Allied Health .....	28



**AWARDS AND COMPLETION DATA**

Academic Majors and Degree Levels ..... 29  
Graduation Statistical Report ..... 31  
Historic Summary of Completion Data ..... 35  
Historic Graduation Rates ..... 36  
Summary of Student Financial Aid ..... 37  
Military Service Members and Veteran’s Benefits ..... 38

**FACULTY AND TENURE**

Full-Time Institutional Faculty by College and School ..... 39  
Full-Time Institutional Faculty by Tenure Status ..... 40

**UNIVERSITY LIBRARIES**

History ..... 41  
Summary of Collections and Circulations ..... 41

**RESEARCH AND ENDOWMENT**

University Research ..... 42  
University Endowment ..... 42

**HONOR SOCIETIES AND UNIVERSITY CLUBS**

Honor Societies and Associations ..... 43  
University Clubs and Organizations ..... 43  
National Pan Hellenic Council ..... 44  
Council of National Service Organizations ..... 44

**SUMMER PROGRAM OFFERINGS..... 45**

**GLOSSARY OF TERMS ..... 46**

**ABOUT THE COVER ..... 52**

## THE UNIVERSITY

Tuskegee University is an independent and state-related institution of higher education. Its programs serve a student body that is coeducational as well as racially, ethnically and religiously diverse. With a strong orientation toward disciplines which highlight the relationship between education and work force preparation in the sciences, professions and technical areas, Tuskegee University also emphasizes the importance of the liberal arts as a foundation for successful careers in all areas. Accordingly, all academic majors stress the mastery of a required core of liberal arts courses.

Tuskegee University is located in Tuskegee, Alabama, which is 40 miles east of the Alabama State Capitol in Montgomery, Alabama, and 20 miles west of the city of Auburn, Alabama. It is also within easy driving distance to the cities of Birmingham, Alabama and Atlanta, Georgia.

The academic programs are organized into five colleges and three schools: (1) the College of Agriculture, Environment and Nutrition Sciences; (2) the College of Arts and Sciences; (3) the Andrew F. Brimmer College of Business and Information Science; (4) the College of Engineering; (5) the College of Veterinary Medicine; (6) the Robert R. Taylor School of Architecture and Construction Science; (7) the School of Education; and (8) the School of Nursing and Allied Health. The curricula for these colleges and schools currently offer over 50 degrees including 39 Bachelor's, 13 Master's, 2 Doctor's of Philosophy: one in Materials Science and Engineering, and one in Integrative Biosciences, and the Doctor of Veterinary Medicine.

Graduate instruction leading to the Master's degree and Doctor of Philosophy Degree is offered in some of the colleges and schools.

The University is accredited by the Southern Association of Colleges and Schools Commission on Colleges (SACSCOC); and the following programs are accredited by national agencies: Architecture, Business, Education, Engineering, Clinical Laboratory Sciences, Nursing, Occupational Therapy, Social Work, and Veterinary Medicine. Of special note is the fact that Tuskegee University is the only independent, historically black university with four engineering programs that are nationally accredited by the Accreditation Board of Engineering and Technology (ABET), the major accrediting body for the engineering sciences. Also, Tuskegee University's Chemistry program is one of only a few among Historically Black Colleges and Universities (HBCU's) that is approved by the American Chemical Society. Furthermore, the Dietetics Program is approved by the American Dietetic Association and the Food Science Program is approved by the Institute of Food Technologists.

Tuskegee University was the first black college to be designated as a Registered National Historic Landmark (April 2, 1966), and the only black college to be designated a National Historic Site (October 26, 1974), a district administered by the National Park Service of the U. S. Department of Interior.

Special features in Tuskegee University's program include: The General Daniel "Chappie" James Center for Aerospace Science and Health Education, honoring America's first black four-star general who was a Tuskegee University graduate, and housing the nation's only Aerospace Science Engineering program at an HBCU; Media Center, School of Veterinary Medicine, with state-of-the-art video up-link and down-link, intra-school communications, audio/visual, graphics, photography and document production; The Kellogg Hotel and Conference Center, a state-of-the-art hotel and meeting facility for educational, business and cultural events; The Tuskegee University National Center for Bioethics in Research and

Health Care, a distinctive research, teaching and outreach program that addresses issues of ethics and public policy in the treatment of people of color and rural Americans in health care.

Other special features which enhance the educational and cultural environment of the University include: The Booker T. Washington Monument, "Lifting the Veil," which honors the University's Founder; "The Oaks," home of Booker T. Washington; the George Washington Carver Museum, which is named for the distinguished scientist who worked at Tuskegee and preserves the tools and handiwork of Dr. Carver; the Legacy Museum and the Tuskegee Archives, a chief center for information on the challenges, culture and history of Black Americans since 1896; The Tuskegee Airmen's Plaza, commemorating the historic feats of America's first black pilots, who were trained at Tuskegee University; The Reserve Officers Training Corps (ROTC) Center, and the Center for Continuing Education – a nucleus for continuing adult education.

Over the past 135+ years since it was founded by Booker T. Washington in 1881, Tuskegee University has become one of our nation's most outstanding institutions of higher learning. While it focuses on helping to develop human resources primarily within the African American community, it is open to all.

Tuskegee's mission has always been service to people, not education for its own sake. Stressing the need to educate the whole person, that is, the hand and the heart as well as the mind, Dr. Washington's school was soon acclaimed--first by Alabama and then by the nation for the soundness and vigor of its educational programs and principles. The solid strength has continued through the subsequent administration of Dr. Robert R. Moton (1915-1935), Dr. Frederick D. Patterson (1935-1953), Dr. Luther H. Foster (1953-1981) and Dr. Benjamin F. Payton (1981-2010). In August 2010, Dr. Charlotte P. Morris assumed the role of Interim President of the University. She is the first female to serve at the helm of Tuskegee University, and only the second Interim President for the institution. Dr. Gilbert L. Rochon served as the 6th president of Tuskegee University from November 1, 2010 to October 19, 2013. Dr. Matthew Jenkins served as Acting President from October 19, 2013 to June 14, 2014. Dr. Brian L. Johnson assumed the role of 7th President of Tuskegee University from June 15, 2014 until June 30, 2017. Dr. Charlotte P. Morris again served as Interim President of the institution beginning on July 1, 2017.

Tuskegee enrolls more than 3,000 students and employs approximately 800 faculty and support personnel. Physical facilities include more than 5,000 acres of forestry and a campus on which sits more than 100 major buildings and structures. Total land, forestry and facilities are valued in excess of \$500 million.

### **Vision Statement**

Tuskegee University will become a leading Carnegie Classified Master's Large institution of first choice for students through data-informed, outcomes-oriented and knowledge-based 21st century higher education management.

## **MISSION STATEMENT**

Tuskegee University is a national, independent, and state-related institution of higher learning that is located in the State of Alabama. The University has distinctive strengths in the sciences, architecture, business, engineering, health, and other professions, all structured on solid foundations in the liberal arts. In addition, the University's programs focus on nurturing the development of high-order intellectual and moral qualities among students and stress the connection between education and the highly trained leadership Americans need in general, especially for the work force of the 21st Century and beyond.

### **Core Values**

Tuskegee University accomplishes its central purpose of developing leadership, knowledge and service through its undergraduate, graduate, professional, research and outreach programs. Consonant with our history, mission and vision, Tuskegee University affirms and is committed to these core values:

- Equality, Human Dignity and Service
- Student Success
- Excellence
- Global Awareness
- Academic Innovation and Leadership
- Integrity
- Faith

## PRESIDENTS OF TUSKEGEE UNIVERSITY

<b>1881 – 1915</b>	Dr. Booker T. Washington
<b>1915 – 1935</b>	Dr. Robert R. Morton
<b>1935 – 1953</b>	Dr. Frederick D. Patterson
<b>1953 – 1981</b>	Dr. Luther H. Foster, Jr.
<b>1981 – 2010</b>	Dr. Benjamin F. Payton
<b>2010 – 2010</b>	Dr. Charlotte P. Morris (Interim)
<b>2010 – 2013</b>	Dr. Gilbert L. Rochon
<b>2013 – 2014</b>	Dr. Matthew Jenkins (Acting)
<b>2014 – 2017</b>	Dr. Brian L. Johnson
<b>2017 – 2018</b>	Dr. Charlotte P. Morris (Interim)
<b>July 2018 – Present</b>	Dr. Lily D. McNair

## INSTITUTIONAL ACCREDITATIONS

### TUSKEGEE UNIVERSITY

Southern Association of Colleges and Schools Commission on Colleges (SACSCOC)

SACSCOC Liaison: Dr. Kellei Samuels

**Year of Initial Accreditation:** 1933

**Year of Most Recent Reaffirmation of Accreditation:** 2018

**Year of Next Reaffirmation Decision:** 2028

- Academy of Nutrition and Dietetics, Accreditation Council for Education in Nutrition and Dietetics: Dietetics program; College of Agriculture, Environment and Nutrition Sciences
- Accreditation Board for Engineering and Technology (ABET): Computer Science program, Andrew F. Brimmer College of Business and Information Science; College of Engineering
- Accreditation Commission for Education in Nursing (ACEN): Department of Nursing, School of Nursing and Allied Health
- Accreditation Council for Occupational Therapy Education (ACOTE): Occupational Therapy program, School of Nursing and Allied Health
- American Council for Construction Education (ACCE): Construction Science program; Robert R. Taylor School of Architecture and Construction Science
- American Veterinary Medical Association (AVMA) Council on Education: College of Veterinary Medicine
- The Association to Advance Collegiate Schools of Business, International: Andrew F. Brimmer College of Business and Information Science
- Council for the Accreditation of Educator Preparation (CAEP): School of Education
- National Accreditation Agency for Clinical Laboratory Sciences (NAACLS): Clinical Laboratory Sciences Program, School of Nursing and Allied Health
- National Architectural Accrediting Board (NAAB): Architecture program, Robert R. Taylor School of Architecture and Construction Science

## **BOARD OF TRUSTEES**

The Tuskegee University Board of Trustees serves as the university's governing and fiduciary body. Its responsibilities include providing university oversight through its president, as well as helping to advance its engagement with students, parents, alumni and philanthropic donors. As such, the board's responsibilities include, but are not limited to, creating policies; setting mission and purpose; strategic planning; reviewing programs; and relating campus to community and community to campus.

The board is comprised of up to 25 voting members, which includes five trustees appointed by Alabama's governor. Board-appointed trustees serve for three years; state-appointed trustees for four years. In addition to the 25 voting trustees, there are several non-voting ex officio members, which include the university's president, a faculty trustee who is the faculty senate chair, a student trustee elected by the student body, and Alabama's state superintendent of education.

Current board members — 11 of whom are Tuskegee University alumni — are all respected and accomplished individuals who represent diverse professions and areas of expertise. Moving forward, the board is committed to ensuring that potential board members are selected based on the needs of the university and each individual's ability to provide meaningful leadership in addressing those needs. In addition, all trustees are expected to philanthropically support the university.

**BOARD OF TRUSTEES**

**FALL 2018**

**OFFICERS**

**CHAIR:** John E. Page, J.D.

**FIRST VICE CHAIR:** Norma B. Clayton

**SECOND VICE CHAIR:** Erick W. Harris, J.D.

**SECRETARY:** Kevin P. Green

**BOARD MEMBERS**

Chereece Warner Ajufo

Bernard E. Anderson, Ph.D.

Henry Wesley Davis, III

Kayla Y. Foy

Joseph G. Grasso, J.D.

Sheena Harris, Ph.D.

Sylvester Hester

E. Christopher Johnson, Jr., J.D.

Byron Jones

Eric Mackey

Irving McConnell, DVM

Karl Minter

Charlotte P. Morris (ex-officio member)

Gregory S. Nixon, J.D.

Jonathan Porter

William D. Ritter

H. Jerome Russell, Jr.

Arthur J. Tipton, Ph.D.

Tamika L. Tremaglio, J.D.

Pebblin W. Warren

Carla C. Whitlock

Barron M. Witherspoon

**TRUSTEES EMERITI**

Felker W. Ward, J.D.



Dr. Lily D. McNair has been selected as Tuskegee University's eight president by unanimous vote of the university's Board of Trustees. Her appointment as Tuskegee's first female president comes after nearly seven years of service as provost and senior vice president for academic at Wagner College – a private college of 2,200 students located in New York's Staten Island.

She previously served as associate provost of research and divisional coordinator for science and mathematics at Spelman College, where she was responsible for cultivating the institution's research capabilities. This included strengthening its infrastructure of policies and procedures related to faculty involvement in research, and developing a coordinated system to improve the efficient use of its resources.

Dr. McNair served as associate professor of psychology and associate director of the Clinical Psychology Doctoral Training Program at The University of Georgia, where in the year 1999 she was the first African-American woman to obtain tenure and promotion in the Department of Psychology. She also has served as professor of psychology on the faculty of The State University of New York at New Paltz, and as clinical psychologist at Vassar College.



A clinical psychologist by training, Dr. McNair's research has focused on the development and evaluation of community-based interventions targeting substance use and early sexual behavior in African-American youth. The National Institutes of Mental Health, as well as the Centers for Disease Control and Prevention have funded her work. Preliminary findings of these longitudinal studies are demonstrating the significant impact of positive parenting practices on children's outcomes across a variety of domains. Dr. McNair is also the co-editor of *Women: Images and Realities* (4<sup>th</sup> ed.), an introductory multicultural women's studies book.

Dr. McNair's continuing research interests include examining the role of stress in the alcohol consumption of female college students. This interest, dating back to her dissertation research, marked the beginning of her longstanding interest in gender-related issues in social behavior. She continued this line of research while at The University of Georgia by investigating cognitive factors related to alcohol use and risky sexual behaviors, with particular attention to gender-related influences on decision-making and risk taking. Her work examines two specific areas of sexual risk: sexual behaviors related to the transmission of HIV/AIDS (unsafe sexual practices) and sexual aggression (i.e., acquaintance rape). Dr. McNair also is interested in the dyadic nature of alcohol use and sexual risk-taking, and has begun to investigate the changes in alcohol consumption and sexual risk-taking that occur in dating couples over the course of their relationships.

Dr. McNair has served as major professor for more than 10 doctoral students in clinical psychology at The University of Georgia, where she was actively involved in both undergraduate and graduate training. She considers her contributions to the education of junior scholars to be among the most rewarding aspect of her career at UGA, where she was actively involved in increasing the number of African-American graduate students in the Department of Psychology.

A native of New Jersey, Dr. McNair holds an undergraduate degree in psychology from Princeton University, and master's and doctoral degrees in psychology from the State University of New York at Stony Brook. She is married to Dr. George W. Roberts, a retired senior administrator at the U.S. Centers for Disease Control and Prevention. Together they have two adult children: Randall Roberts and Marguerite Roberts.

**THE ADMINISTRATION**

**AY 2017 – 18**

**President** ..... Dr. Lily McNair

**PRESIDENT’S CABINET**

Provost and Vice President, Academic Affairs .....Dr. Roberta Troy, Interim  
Vice President, Student Affairs and Enrollment Management .....Regina Burden  
Chief Financial Officer .....Dr. Sharon Burnett  
Director, Development .....Krystal Floyd  
Senior Executive Management Advisor .....Dr. Charlotte Morris  
Chief Operating Officer ..... Dr. Charles Smith  
Vice President, Facilities and Construction ..... Harold “Kippy” Tate  
Senior Director, Communications, Public Relations and Marketing..... Michael Tullier  
Vice President, Legal and External Affairs .....VACANT

**COUNCIL OF DEANS**

Dean, College of Business and Information Systems ..... Dr. Kai Koong  
Dean, College of Agriculture, Environmental and Nutrition Sciences ..... Dr. Walter Hill  
Dean, College of Arts and Sciences ..... Dr. Channapatna Prakash  
Dean, College of Engineering ..... Dr. Heshmat Aglan Jr.  
Dean, College of Veterinary Medicine .....Dr. Ruby Perry  
Dean, School of Architecture and Construction Science ..... Dr. Carla Jackson Bell  
Dean, School of Education ..... Dr. Carlton Morris  
Dean, School of Nursing and Allied Health ..... Dr. Constance Hendrix  
Dean, Graduate School ..... Dr. Shaik Jeelani  
Dean, Chapel .....Dr. Gregory Gray  
Dean, National Center for Bioethics in Research and Health Care ..... Dr. Rueben Warren

**ADMINISTRATIVE STAFF COUNCIL**

Director, Office of the Registrar .....Dr. Elaine Bromfield  
Special Assistant, Board of Trustees ..... Keith Burrell  
Bursar ..... Barbara Chisholm  
Chief Information Officer .....James Cooper  
Associate Vice President, Facilities Management .....Marcus Dean  
Associate Provost ..... Dr. Tamara Floyd-Smith  
Chief Audit Executive ..... Brittany Mills Foster  
Executive Assistant to the President ..... Robin Gray  
Chair, Faculty Senate ..... Dr. Sheena Harris  
Vice Provost for Academic Affairs ..... Dr. Walter Hill  
Executive Director, Financial Aid .....Advergus James Jr.  
Vice President for Research ..... Dr. Shaik Jeelani  
Staff Senate Chair ..... Vanessa Lee  
Executive Assistant to the Chairman, Board of Trustees ..... Verna Little  
Assistant Secretary to the Board of Trustees ..... Verna Little  
Chief, Police ..... Patrick Mardis  
Director, Title III ..... Jeanette Moss-Smith

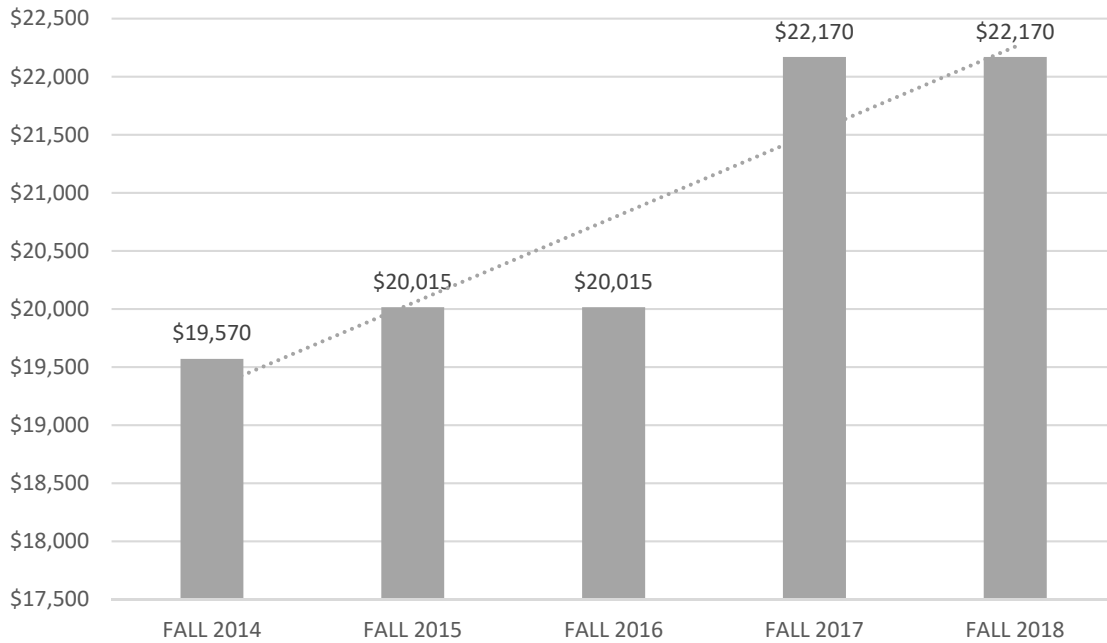
Vice Provost, Undergraduate Education .....Dr. Ruby Perry  
Director, Library ..... Juanita Roberts  
Associate Vice President, Institutional Effectiveness, Research, Assessment and Planning .... Dr. Kellei Samuels  
Director, Athletics ..... Willie Slater  
General Manager, Kellogg Hotel and Conference Center ..... Pamela Sparks-Smith  
Vice President, Human Resources and Administration ..... Carleen Thompson

### TUITION AND FEES FOR FALL 2018

<b>Tuition and Required Fees</b>	<b>\$22,170</b>
Books and supplies	\$1,656
On-campus room and board	\$9,650
On-campus other expenses	\$5,907
Off-campus room and board	\$9,858
Off-campus other expenses	\$6,353
Off-campus with family other expenses	\$4,950

### HISTORIC TUITION AND FEES

	FALL 2013	FALL 2014	FALL 2015	FALL 2016	FALL 2017
<b>Tuition and Required Fees</b>	\$18,900	\$19,8570	\$20,015	\$20,015	\$22,170
Books and supplies	\$1,385	\$1,430	\$1,603	\$1,603	\$1,656
On-campus room and board	\$8,450	\$9,104	\$9,320	\$9,320	\$9,650
On-campus other expenses	\$4,118	\$4,250	\$5,735	\$5,735	\$5,907
Off-campus room and board	\$8,450	\$9,104	\$9,320	\$9,320	\$9,858
Off-campus other expenses	\$4,118	\$4,250	\$5,735	\$5,735	\$6,353
Off-campus with family other expenses	\$4,118	\$4,250	\$5,735	\$5,735	\$4,950



SOURCE: IPEDS, Office of the Bursar

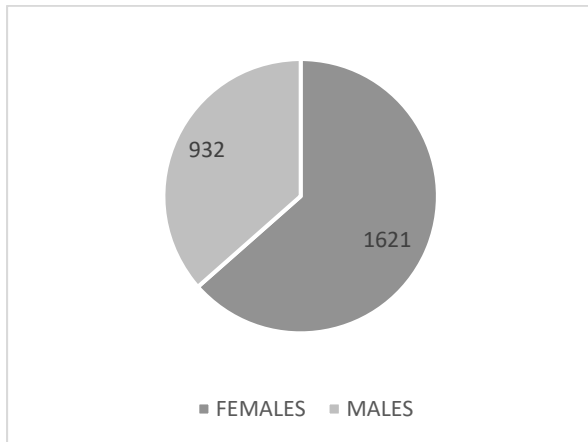
### ENROLLMENT FOR FALL 2018

<b>TOTAL ENROLLMENT</b>	<b>3,053</b>
Undergraduate Enrollment	2,553
- First-Time Freshmen Enrollment <sup>(1)</sup>	562
- Undergraduate Transfer-in Enrollment <sup>(1)</sup>	99
Graduate Enrollment	500

### UNDERGRADUATE ENROLLMENT BY RACE

RACE	COUNT
American Indian or Alaska Native	4
Asian	18
Black or African American	2,158
Hawaiian/Pacific Islander	5
Hispanic	22
Two or More Races	47
Race Unknown	289
White	10
<b>TOTAL</b>	<b>2,553</b>

### ENROLLMENT BY GENDER



### FACULTY TO STUDENT RATIO

**14:1**

(1) Number is part of the whole number of "Undergraduate Enrollment"

SOURCE: IPEDS, Office of the Registrar

**HIGHEST CONTRIBUTING STATES FOR ALL UNDERGRADUATE STUDENTS**

STATES	PERCENT OF ENROLLMENT
Alabama	31%
Georgia	21%
California	10%
Illinois	6%
Florida	5%

**HIGHEST CONTRIBUTING STATES FOR FRESHMEN AND TRANSFER STUDENTS**

STATES	PERCENT OF ENROLLMENT
Alabama	26%
Georgia	21%
California	10%
Illinois	7%
Florida	6%

**HIGHEST CONTRIBUTING ALABAMA COUNTIES FOR ALL UNDERGRADUATE STUDENTS**

AL COUNTIES	PERCENT OF ENROLLMENT
Macon	11%
Jefferson	11%
Montgomery	7%
Lee	7%
Mobile	4.53%

**HIGHEST CONTRIBUTING ALABAMA COUNTIES FOR FRESHMAN STUDENTS**

AL COUNTIES	PERCENT OF ENROLLMENT
Jefferson	13%
Montgomery	8%
Mobile	6%
Lee & Macon	5%
Madison	4%

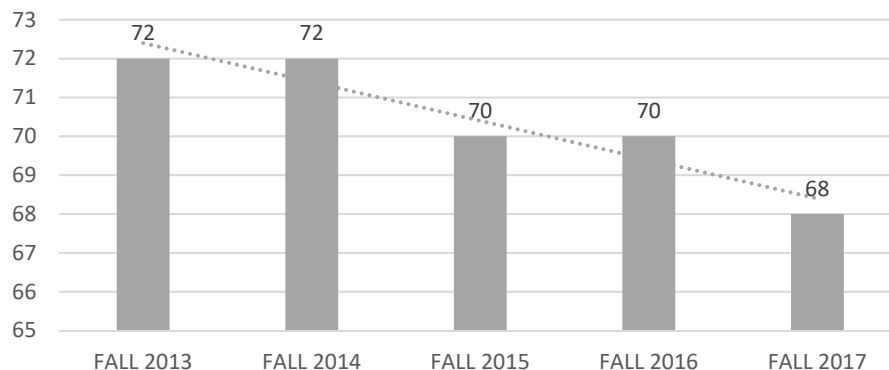
**TOP FIVE UNDERGRADUATE ACADEMIC MAJORS FOR ALL UNDERGRADUATE STUDENTS**

MAJORS
Animal Poultry and Veterinary Science
Biology
Nursing
Mechanical Engineering
Aerospace Science Engineering & Business

**TOP FIVE ACADEMIC MAJORS FOR FRESHMEN AND TRANSFER STUDENTS**

MAJORS
Animal Poultry and Veterinary Science
Biology
Nursing
Mechanical Engineering
Business

**HISTORIC RETENTION RATES**



**ENROLLMENT OF STUDENTS BY ALABAMA COUNTIES**

<b>COUNTY</b>	<b>COUNT</b>	<b>COUNTY</b>	<b>COUNT</b>
Autauga	-	Houston	6
Baldwin	2	Jackson	-
Barbour	1	Jefferson	84
Bibb	-	Lamar	-
Blount	-	Lauderdale	1
Bullock	1	Lawrence	1
Butler	2	Lee	54
Calhoun	4	Limestone	1
Chambers	6	Lowndes	1
Cherokee	-	Macon	86
Chilton	-	Madison	18
Choctaw	1	Marengo	-
Clarke	7	Marion	-
Clay	-	Marshall	-
Cleburne	-	Mobile	35
Coffee	-	Monroe	1
Colbert	-	Montgomery	57
Conecuh	-	Morgan	2
Coosa	1	Perry	-
Covington	1	Pickens	1
Crenshaw	1	Pike	-
Cullman	-	Randolph	-
Dale	-	Russell	5
Dallas	2	Saint Clair	1
De Kalb		Shelby	14
Elmore	5	Sumter	-
Escambia	4	Talladega	7
Etowah	2	Tallapoosa	7
Fayette	-	Tuscaloosa	4
Franklin	-	Walker	-
Geneva	-	Washington	1
Greene	1	Wilcox	-
Hale	1	Winston	-
Henry		Unknown	351
		<b>TOTAL</b>	<b>780</b>

**MAJORS OF FIRST-TIME FRESHMEN AND TRANSFER STUDENTS**

**FALL 2018**

<b>MAJOR</b>	<b>FIRST-TIME FRESHMEN</b>	<b>TRANSFER STUDENTS</b>
Accounting	2	1
Aerospace Science Engineering	24	3
Agribusiness	2	-
Agricultural and Resource Economics	-	-
Animal and Poultry Science	87	-
Animal Poultry and Veterinary Sciences	-	10
Architecture	12	3
Biology	77	6
Business Administration	27	5
Chemical Engineering	12	6
Chemistry	7	1
Communications	10	2
Computer Science and Information Systems	11	3
Computer Science Information Technology	1	-
Computer Science	10	-
Construction Science and Management	3	2
Economics	-	-
Electrical Engineering	9	2
Elementary Education	8	1
English	2	-
English Language Arts Education	-	-
Environmental, Natural Resources and Plant Sciences	5	-
Environmental Sciences	-	-
Finance	-	-
Food and Nutrition Science	8	1
Health Science	6	1
History	1	4
Hospitality Management	2	1



**MAJORS OF FIRST-TIME FRESHMEN AND TRANSFER STUDENTS**

**FALL 2018**

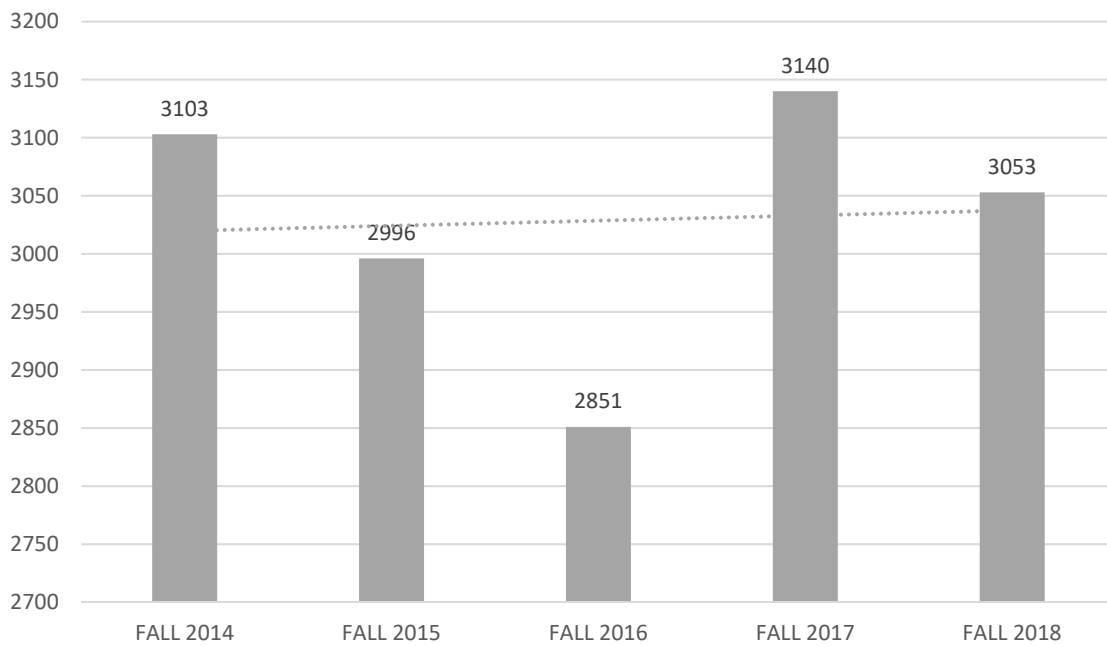
<b>MAJOR</b>	<b>FIRST-TIME FRESHMEN</b>	<b>TRANSFER STUDENTS</b>
Information Systems and Security Management	-	-
Integrative Public Policy and Development	-	-
Integrative Biosciences	-	-
Interdisciplinary Pathobiology	-	-
Materials Science and Engineering	-	-
Mathematics	1	-
Mathematics Education	-	-
Mechanical Engineering	31	3
Music	1	-
Nursing	44	15
Physical Education	1	3
Physics	1	-
Plant & Soil Science	-	-
Political Science	19	4
Prof Occupational Therapy	10	7
Prof-Clinical Laboratory Sciences	-	-
Psychology	21	-
Public Health	-	-
Sales and Marketing	3	2
Social Work	5	1
Sociology	4	1
Supply Chain Management	2	-
Undecided	93	11
Veterinary Medicine	-	-
Veterinary Science	-	-
Visual Arts	-	-
Unlisted	-	-
<b>TOTAL</b>	<b>562</b>	<b>99</b>

SOURCE: Office of the Registrar

## HISTORIC ENROLLMENT

	FALL 2014	FALL 2015	FALL 2016	FALL 2017	FALL 2018
<b>TOTAL ENROLLMENT</b>	<b>3,103</b>	<b>2,996</b>	<b>2,851</b>	<b>3,140</b>	<b>3,053</b>
Undergraduate Enrollment	2,588	2,486	2,393	2,599	2,553
- First-time Freshmen Enrollment <sup>(1)</sup>	640	596	655	748	562
- Undergraduate Transfer-in Enrollment <sup>(1)</sup>	50	60	72	94	99
Graduate Enrollment	515	510	458	541	500

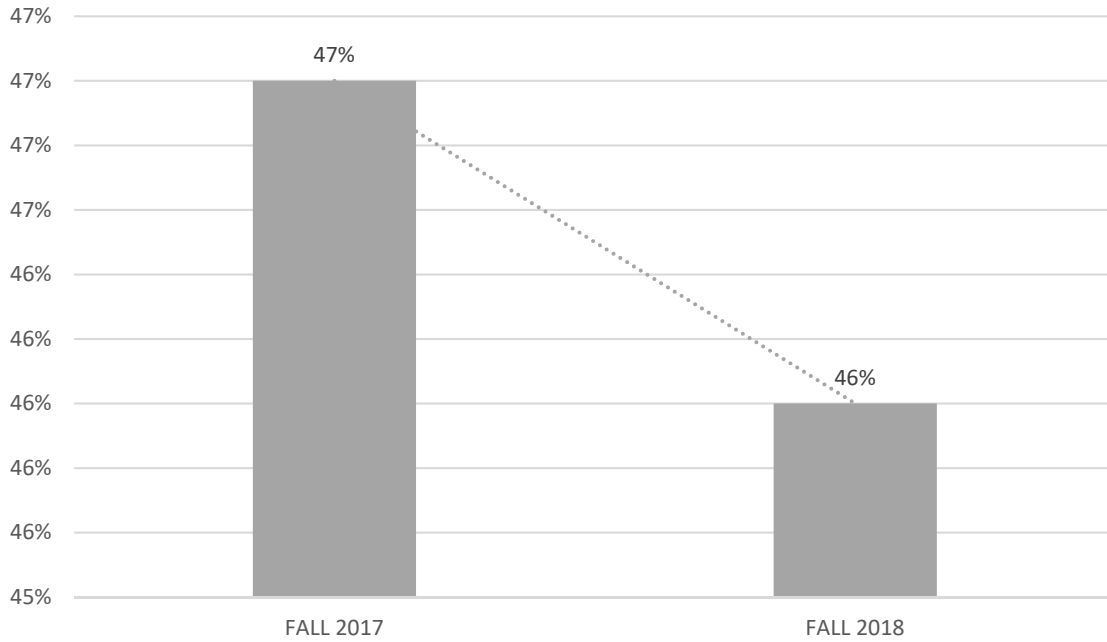
(1) Number is part of the whole number of “Undergraduate Enrollment”



SOURCE: IPEDS, Office of the Registrar

### HISTORIC PERCENTAGE OF STEM ENROLLMENT

	FALL 2017	FALL 2018
Total Undergraduate Enrollment	2,599	2,553
Total STEM Enrollment	1,226	1,180
Percent of STEM Enrollment	47%	46%

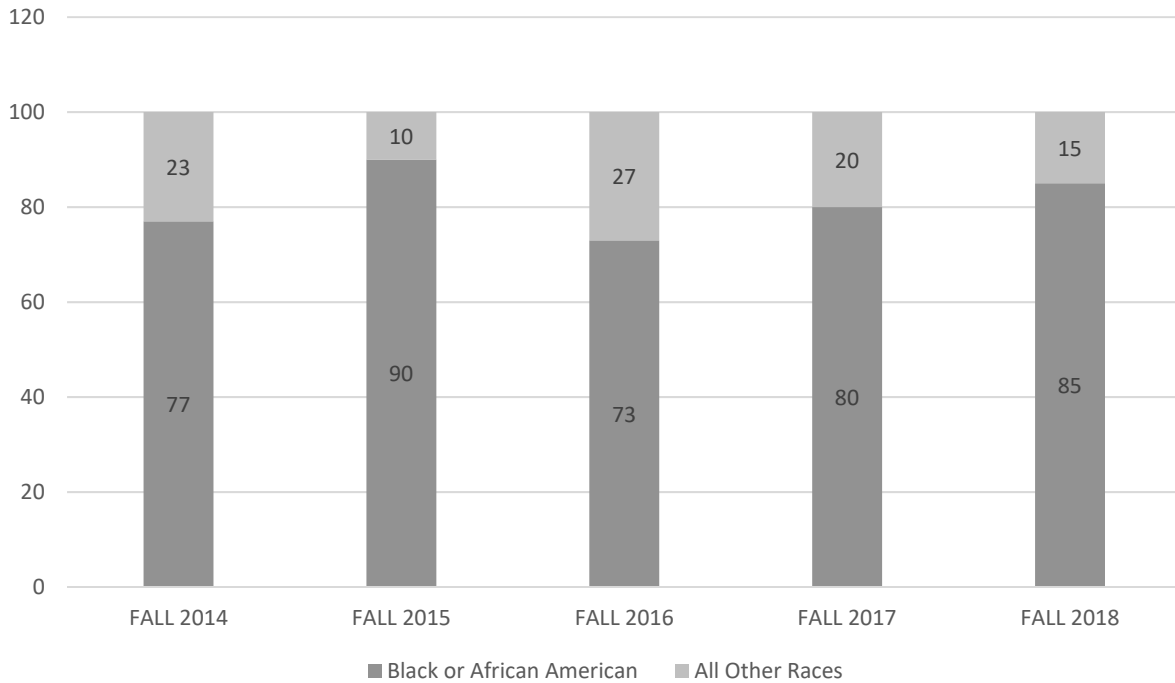


UNDERGRADUATE STEM MAJORS	ACADEMIC PROGRAM	CIP CODE
Aerospace Science Engineering	BS.AENG	14.0201
Animal, Poultry and Veterinary Science	BS.APVS	01.0901
Biology	BS.BIOL	26.0101
Chemical Engineering	BS.CENG	14.0701
Chemistry	BS.CHEM	40.0501
Computer Science	BS.CSCI	11.0701
Computer Science and Information Systems	BS.CSIS	11.0101
Computer Science Information Technology	BS.ITEC	11.0101
Electrical Engineering	BS.EENG	14.1001
Mathematics	BS.MATH	27.0101
Mechanical Engineering	BS.MENG	14.1901
Physics	BS.PHYS	40.0801
Pre-Clinical Laboratory Sciences	BS.CLSC	51.1005

### HISTORIC PERCENTAGE OF STUDENTS BY RACE

PERCENT OF STUDENTS BY RACE/ETHNICITY	FALL 2014		FALL 2015		FALL 2016		FALL 2017		FALL 2018	
	ALL	UG	ALL	UG	ALL	UG	ALL	UG	ALL	UG
American Indian Or Alaska Native	0	0	0	0	0	0	0	0	0	0
Asian	1	0	1	1	1	0	1	1	1	1
Black Or African American	76	77	88	90	71	73	80	80	80	85
Hispanic/Latino	1	0	0	0	1	1	1	1	2	1
Native Hawaiian Or Pacific Islander	0	0	0	0	0	0	0	0	2	2
White	2	0	1	0	3	1	1	1	2	0
Two Or More Races	0	0	0	0	0	0	0	0	0	0
Race And Ethnicity Unknown	20	21	9	8	23	26	17	17	14	11
Nonresident Alien	1	0	0	0	0	0	0	0	0	0

### HISTORIC PERCENTAGE OF UNDERGRADUATE STUDENTS BY RACE



SOURCE: IPEDS

**ENROLLMENT OF ON-CAMPUS STUDENTS**

**FALL 2018**

<b>RESIDENCE HALLS/APARTMENTS</b>	<b>CAPACITY</b>	<b>ASSIGNED</b>	<b>UNASSIGNED</b>	<b>OCCUPANCY RATE</b>
<b>APARTMENTS</b>				
University Apartments				
Commons	431	231	200	54%
Marable	112	62	50	55%
<b>SUBTOTAL</b>	<b>543</b>	<b>293</b>	<b>250</b>	<b>54%</b>
<b>FEMALE DORMITORIES</b>				
Adams Hall (OFFLINE)	201	-	-	-
Davidson Hall (OFFLINE)	-	-	-	-
Douglass Hall	88	90	0	102%
Emery I	30	24	6	80%
Emery III	30	30	0	100%
Harvey Hall	126	125	1	99%
Kellogg	156	156	0	100%
Russell Hall (OFFLINE)	148	-	-	-
Sage Hall	103	80	23	78%
White Hall	100	98	2	98%
Younge Hall	201	182	19	91%
<b>SUBTOTAL</b>	<b>1,183</b>	<b>785</b>	<b>51</b>	<b>80%</b>
<b>MALE DORMITORIES</b>				
Drew Hall (OFFLINE)	-	-	-	-
Banneker Hall	152	146	6	96%
Bethune Hall	210	204	6	97%
Emery II	30	30	0	100%
Emery IV	30	24	6	80%
Rockefeller Hall	86	81	5	94%
Tantum Hall	38	36	2	95%
<b>SUBTOTAL</b>	<b>546</b>	<b>521</b>	<b>25</b>	<b>95%</b>
<b>CO-ED DORMITORIES</b>				
James Hall	63	54	9	86%
- Female Residents	34 <sup>(1)</sup>	-	-	
- Male Residents	29 <sup>(1)</sup>	-	-	
<b>SUBTOTAL</b>	<b>63</b>	<b>54</b>	<b>9</b>	<b>86%</b>
<b>GRAND TOTAL</b>	<b>2,335</b>	<b>1653</b>	<b>360</b>	<b>71%</b>

UNDERGRADUATE ENROLLMENT: **2553**

PERCENT OF STUDENTS ENROLLED IN ON-CAMPUS HOUSING: **65%**

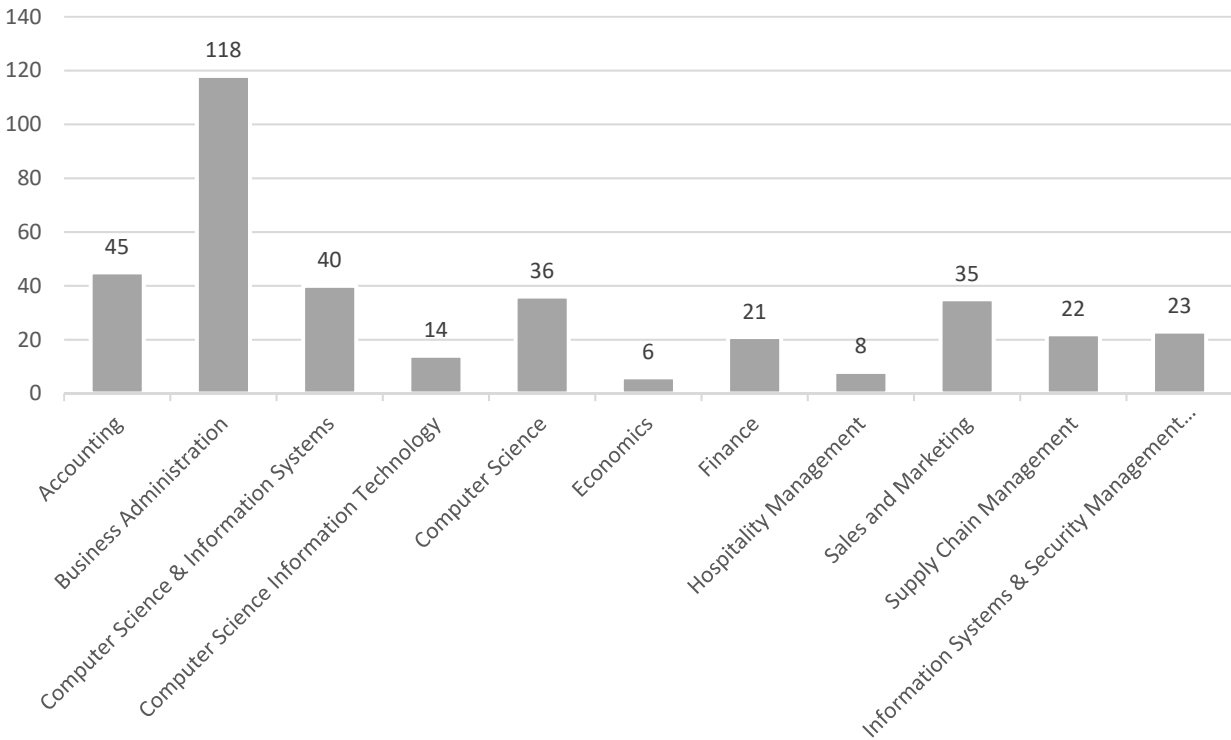
(1) Number is part of the whole number of residents for James Hall.

SOURCE: Office of Housing and Residential Life

**ANDREW F. BRIMMER  
COLLEGE OF BUSINESS AND INFORMATION SCIENCE**

**FALL 2018**

<b>UNDERGRADUATE MAJORS</b>	<b>TOTAL</b>
Accounting (B.A.)	45
Business Administration (B.S.)	118
Computer Science & Information Systems (B.S.)	40
Computer Science Information Technology (B.S.)	14
Computer Science (B.S.)	36
Economics (B.S.)	6
Finance (B.S.)	21
Hospitality Management (B.S.)	8
Sales and Marketing (B.S.)	35
Supply Chain Management (B.S.)	22
<b>TOTAL</b>	<b>345</b>
<b>GRADUATE MAJORS</b>	<b>TOTAL</b>
Information Systems & Security Management (M.S.)	23
<b>GRAND TOTAL</b>	<b>368</b>

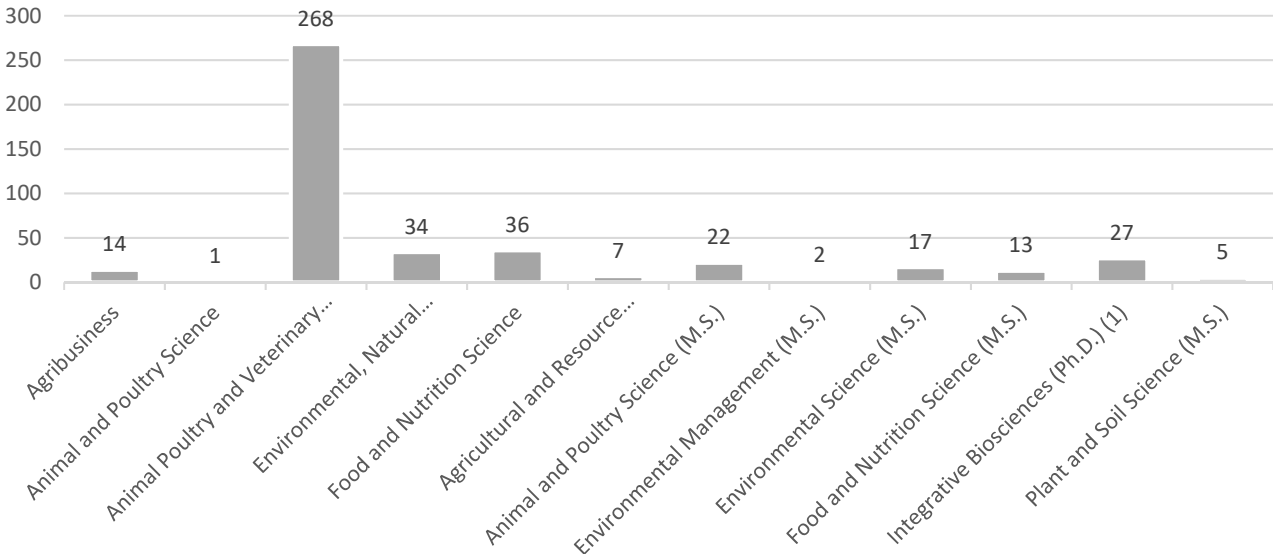


SOURCE: Office of the Registrar

**COLLEGE OF AGRICULTURE, ENVIRONMENTAL SCIENCE AND NUTRITION SCIENCE**

**FALL 2018**

<b>UNDERGRADUATE MAJORS</b>	<b>TOTAL</b>
Agribusiness (B.S.)	14
Animal and Poultry Science (B.S.)	1
Animal Poultry and Veterinary Sciences (B.S.)	268
Environmental, Natural Resources and Plant Sciences (B.S.)	34
Food and Nutrition Science (B.S.)	36
<b>TOTAL</b>	<b>353</b>
<b>GRADUATE MAJORS</b>	<b>TOTAL</b>
Agricultural and Resource Economics (M.S.)	7
Animal and Poultry Science (M.S.)	22
Environmental Management (M.S.)	2
Environmental Science (M.S.)	17
Food and Nutrition Science (M.S.)	13
Integrative Biosciences <sup>(1)</sup> (Ph.D.)	27
Plant and Soil Science (M.S.)	5
<b>TOTAL</b>	<b>93</b>
<b>GRAND TOTAL</b>	<b>446</b>



(1) Students represented in this number are a part of a multi-departmental degree program and are only counted once in the overall enrollment count.

SOURCE: Office of the Registrar

**COLLEGE OF ARTS AND SCIENCES**

**FALL 2018**

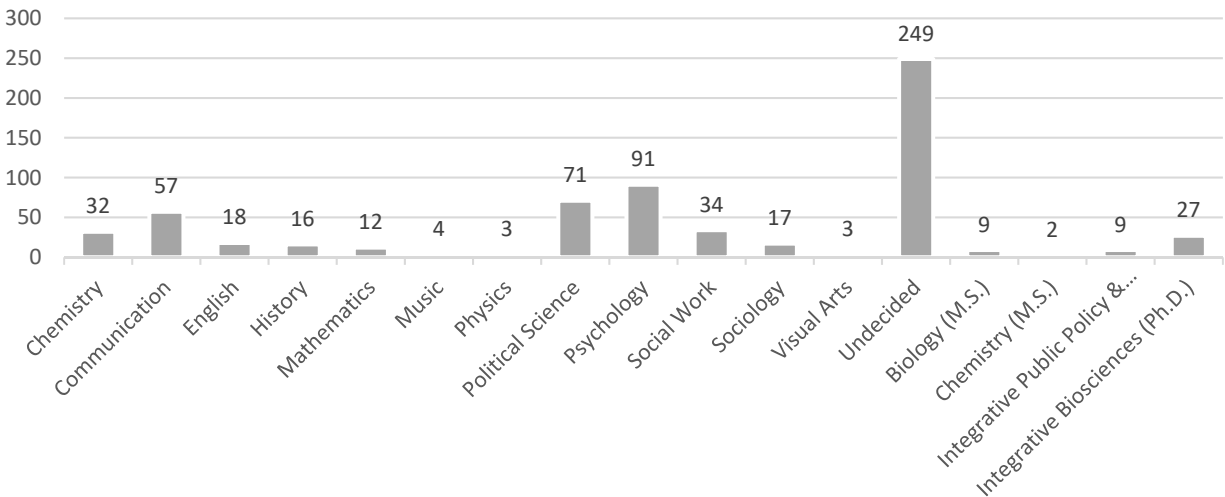
<b>UNDERGRADUATE MAJORS</b>	<b>TOTAL</b>
Biology (B.S.)	262
Chemistry (B.S.)	32
Communication (B.A.)	57
English (B.A.)	18
History (B.S.)	16
Mathematics (B.S.)	12
Music (B.A.)	4
Physics (B.S.)	3
Political Science (B.S.)	71
Psychology (B.S.)	91
Social Work (B.S.)	34
Sociology (B.S.)	17
Visual Arts (B.A.)	3
Undecided (B.A.)	249
<b>TOTAL</b>	<b>869</b>

<b>GRADUATE MAJORS</b>	<b>TOTAL</b>
Biology (M.S.)	9
Chemistry (M.S.)	2
Integrative Public Policy & Development (Ph.D.)	9
Integrative Biosciences <sup>(1)</sup> (Ph.D.)	27
<b>TOTAL</b>	<b>47</b>

<b>GRAND TOTAL</b>	<b>916</b>
--------------------	------------



(1) Students represented in this number are a part of a multi-departmental degree program and are only counted once in the overall enrollment count.

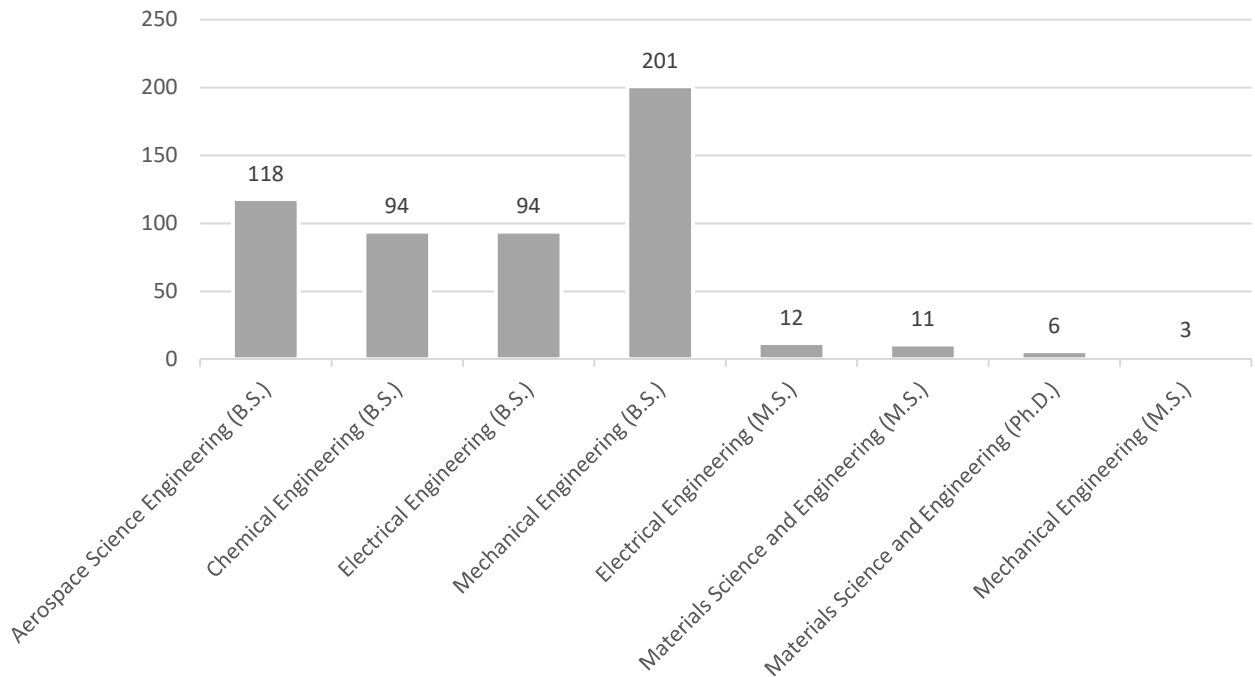
SOURCE: Office of the Registrar



**COLLEGE OF ENGINEERING**

**FALL 2018**

<b>UNDERGRADUATE MAJORS</b>	<b>TOTAL</b>
Aerospace Science Engineering (B.S.)	118
Chemical Engineering (B.S.)	94
Electrical Engineering (B.S.)	94
Mechanical Engineering (B.S.)	201
<b>TOTAL</b>	<b>507</b>
<b>GRADUATE MAJORS</b>	<b>TOTAL</b>
Electrical Engineering (M.S.)	12
Materials Science and Engineering (M.S.)	11
Materials Science and Engineering (Ph.D.)	6
Mechanical Engineering (M.S.)	3
<b>TOTAL</b>	<b>32</b>
<b>GRAND TOTAL</b>	<b>539</b>

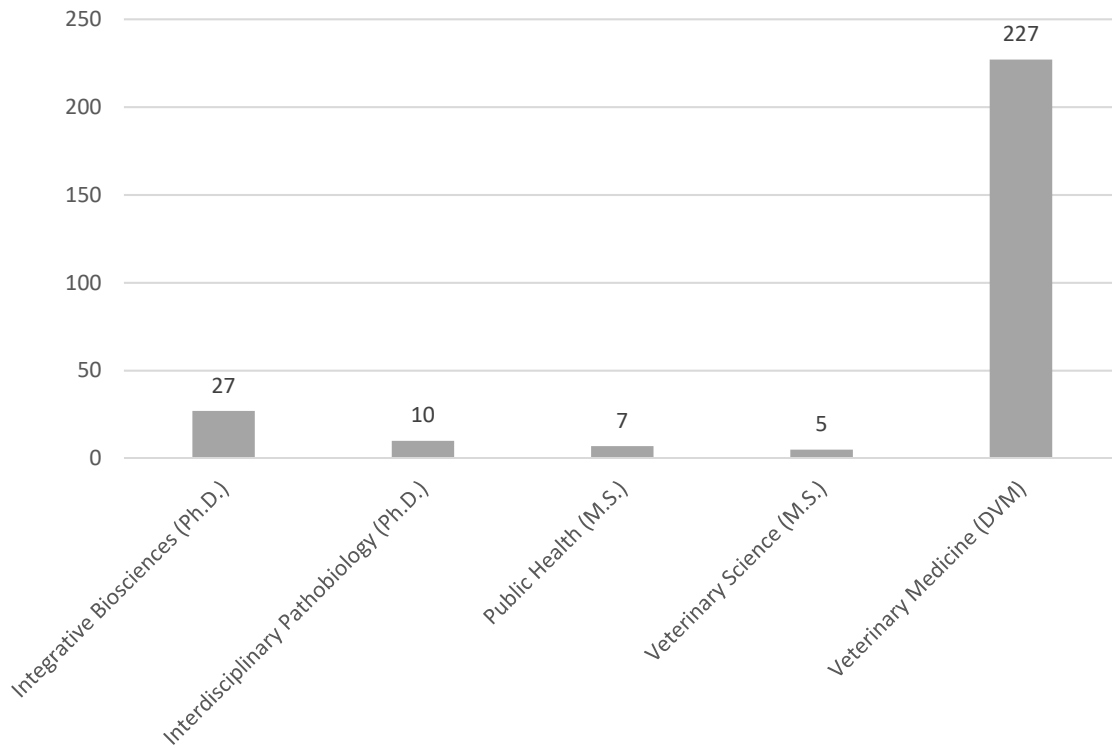


SOURCE: Office of the Registrar

**COLLEGE OF VETERINARY MEDICINE**

**FALL 2018**

<b>GRADUATE MAJORS</b>	<b>TOTAL</b>
Integrative Biosciences <sup>(1)</sup> (Ph.D.)	27
Interdisciplinary Pathobiology (Ph.D.)	10
Public Health (M.S.)	7
Veterinary Science (M.S.)	5
<b>TOTAL</b>	<b>49</b>
<b>PROFESSIONAL MAJORS</b>	<b>TOTAL</b>
Veterinary Medicine (DVM)	227
<b>GRAND TOTAL</b>	<b>276</b>



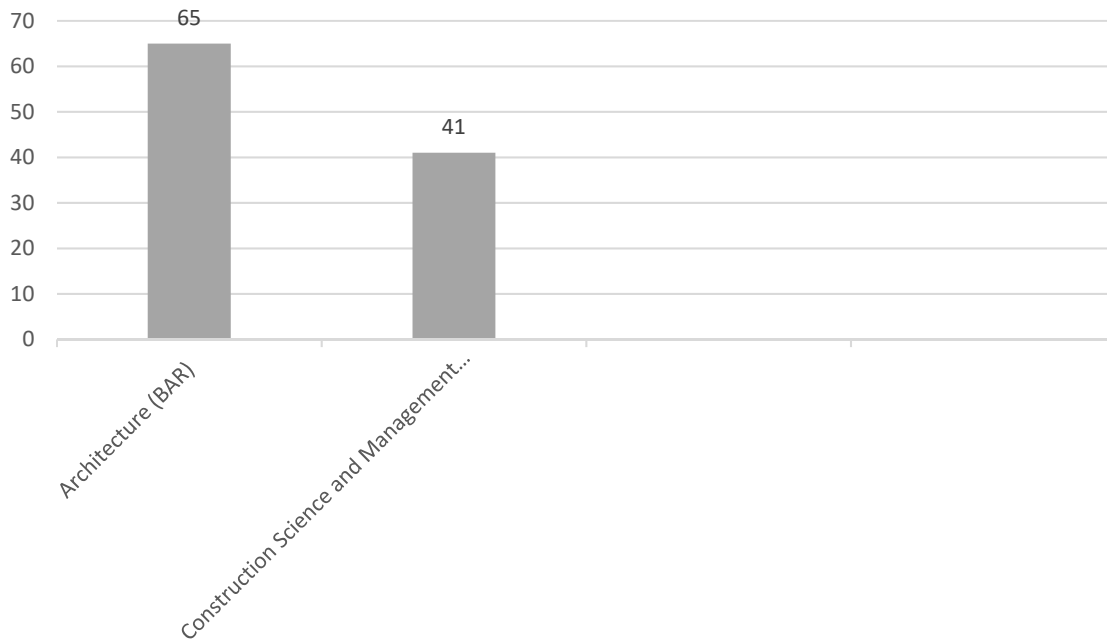
(1) Students represented in this number are a part of a multi-departmental degree program and are only counted once in the overall enrollment count.

SOURCE: Office of the Registrar

**ROBERT R. TAYLOR  
SCHOOL OF ARCHITECTURE AND CONSTRUCTION SCIENCE**

**FALL 2018**

<b>UNDERGRADUATE MAJORS</b>	<b><u>TOTAL</u></b>
Architecture (BAR)	65
Construction Science and Management (B.S.)	<u>41</u>
<b>TOTAL</b>	<b>106</b>

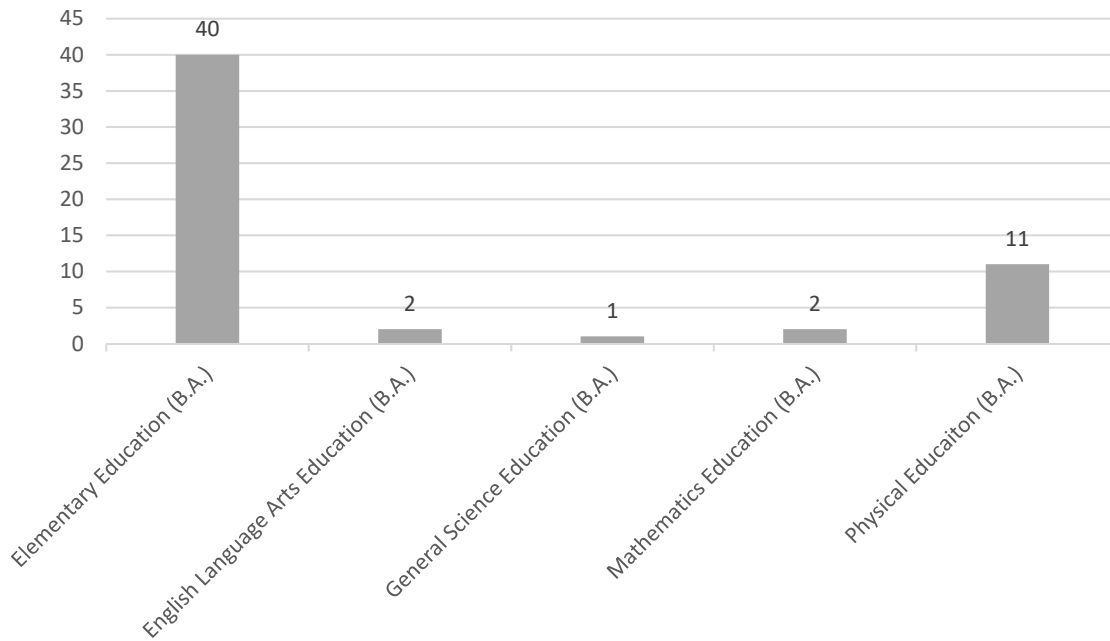


SOURCE: Office of the Registrar

**SCHOOL OF EDUCATION**

**FALL 2018**

<b>UNDERGRADUATE MAJORS</b>	<b>TOTAL</b>
Elementary Education (B.A.)	40
English Language Arts Education (B.A.)	2
General Science Education (B.A.)	1
Mathematics Education (B.A.)	2
Physical Education (B.A.)	11
<b>TOTAL</b>	<b>56</b>

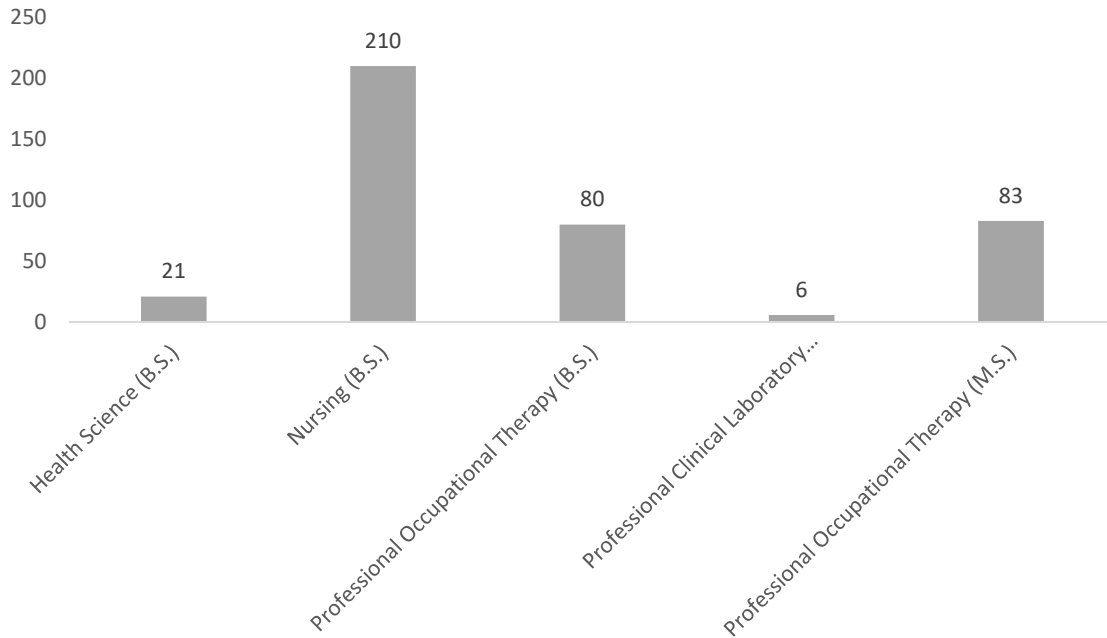


SOURCE: Office of the Registrar

**SCHOOL OF NURSING & ALLIED HEALTH**

**FALL 2018**

<b>UNDERGRADUATE MAJORS</b>	<b><u>TOTAL</u></b>
Health Science (B.S.)	21
Nursing (B.S.)	210
Professional Occupational Therapy (B.S.)	80
Professional Clinical Laboratory Sciences (B.S.)	6
<b>TOTAL</b>	<b><u>317</u></b>
<b>GRADUATE MAJORS</b>	<b><u>TOTAL</u></b>
Professional Occupational Therapy (M.S.)	83
<b>GRAND TOTAL</b>	<b>400</b>



SOURCE: Office of the Registrar

**ACADEMIC MAJORS AND DEGREE LEVEL**

<b>MAJOR</b>	<b>CIP CODE</b>	<b>BACHELORS</b>	<b>MASTERS</b>	<b>DOCTORATE</b>
Accounting	52.0301	BS		
Aerospace Science Engineering	14.0201	BS		
Agribusiness	01.0102	BS		
Agricultural and Resource	03.0204		MS	
Animal and Poultry Science	01.0901		MS	
Animal, Poultry and Veterinary Science	01.0901	BS		
Architecture	04.0999	BAR		
Biology	26.0101	BS	MS	
Business Administration	52.0201	BS		
Chemical Engineering	14.0701	BS	MS	
Chemistry	40.0501	BS	MS	
Communications	09.0101	BA		
Computer Science and Information Systems	11.0101	BS		
Computer Science and Information Technology	11.0101	BS		
Computer Science	11.0701	BS		
Construction Science and Management	46.0499	BS		
Economics	45.0601	BS		
Electrical Engineering	14.1001	BS		
Electrical Engineering	14.1901		MS	
Elementary Education	13.1202	BA		
English	23.0101	BA		
English Language Arts Education	13.1305	BA		
Environmental, Natural Resources and Plant Science	03.0104	BS		
Environmental Management	03.0103		MS	
Environmental Science	03.0104		MS	
Finance	52.0801	BS		
Food and Nutritional Science	19.0599	BS	MS	
Forest Resources	03.0501	BS		
General Science Education	13.1316	BA		
Health Science	51.0001	BS		

**ACADEMIC MAJORS AND DEGREE LEVEL**

<b>MAJOR</b>	<b>CIP CODE</b>	<b>BACHELORS</b>	<b>MASTERS</b>	<b>DOCTORATE</b>
History	54.0101	BS		
Hospitality Management	52.0901	BS		
Information Systems & Security Management	11.1005		MS	
Integrative Public Policy and Development	44.0599			PhD
Integrative Biosciences	26.0102		MS	PhD
Interdisciplinary Pathobiology	26.0999			PhD
Management Science	52.1401	BS		
Marketing	52.1401	BS		
Materials Science and Engineering	14.1801		MS	PhD
Mathematics	27.0101	BS		
Mathematics Education	13.1311	BA		
Mechanical Engineering	14.1901	BS	MS	
Music	50.0903	BA		
Nursing	51.3801	BS		
Physical Education	13.1314	BA		
Physics	40.0801	BS		
Plant and Soil Science	01.1101		MS	
Political Science	45.1001	BS		
Pre-Clinical Laboratory Sciences	51.1005	BS		
Professional Occupational Therapy	51.2306	BS <sup>(1)</sup>	MS	
Psychology	42.0101	BS		
Public Health	51.2201		MPH	
Sales and Marketing	52.1801	BS		
Social Work	44.0701	BS		
Sociology	45.1101	BS		
Supply Chain Management	52.0203	BS		
Tropical Animal Health	02.0201		MS	
Veterinary Medicine	51.2401			DVM
Veterinary Science	51.2501		MS	
Visual Arts	50.0701	BA		

(1) The Professional Occupational Therapy major is a five-year degree program that awards only a Master's of Science degree.

**GRADUATION STATISTICAL REPORT  
SPRING COMMENCEMENT, MAY 12, 2018**

<b>COLLEGE/SCHOOL</b>	<b>DEGREE CATEGORIES</b>	<b>NUMBER AWARDED</b>	<b>MALES</b>	<b>FEMALES</b>
<b>CAENS &amp; CVM</b>	<b>DOCTOR OF PHILOSOPHY</b>			
	Integrative Biosciences	0	0	0
	Interdisciplinary Pathobiology	1	1	0
	Materials Science and Engineering	0	0	0
	<b>TOTAL PHD</b>	<b>1</b>	<b>1</b>	
<b>CVM</b>	<b>DOCTOR OF VETERINARY MEDICINE</b>			
	Veterinary Medicine	66	17	49
	<b>TOTAL DVM</b>	<b>66</b>	<b>17</b>	<b>49</b>
<b>CAENS</b>	<b>MASTER OF SCIENCE</b>			
	Agricultural Resources Economics	1	0	1
	Animal and Poultry Science	2	0	2
	Environmental Science	1	1	0
	Food and Nutritional Science	5	2	3
	Plant and Soil Sciences	1	1	0
<b>CAS</b>	Biology	1	0	1
	Chemistry	3	1	2
<b>CBIS</b>	Information Systems and Security Management	8	6	2
<b>CVM</b>	Veterinary Science	1	0	1
	Public Health	2	0	2
<b>COE</b>	Materials Science Engineering	1	0	1
	Chemical Engineering	0	0	0
	Electrical Engineering	5	5	0
	Mechanical Engineering	2	2	0
<b>SONAH</b>	Occupational Therapy	13	3	10
	<b>TOTAL MASTERS</b>	<b>46</b>	<b>21</b>	<b>25</b>
<b>TSACS</b>	<b>BACHELOR OF ARCHITECTURE</b>			
	Architecture	6	4	2
	<b>TOTAL ARCHITECTURE</b>	<b>6</b>	<b>4</b>	<b>2</b>
<b>TSACS</b>	<b>BACHELOR OF ARTS AND SCIENCES</b>			
	Construction Science and Management	12	6	6
	<b>TOTAL</b>	<b>12</b>	<b>6</b>	<b>6</b>
<b>SOE</b>	<b>BACHELOR OF ARTS AND SCIENCES</b>			
	Elementary Education	6	0	6
	Mathematics Education	0	0	0
	Physical Education	1	0	1
	<b>TOTAL</b>	<b>7</b>	<b>0</b>	<b>7</b>



**GRADUATION STATISTICAL REPORT  
SPRING COMMENCEMENT, MAY 13, 2018**

<b>COLLEGE/SCHOOL</b>	<b>DEGREE CATEGORIES</b>	<b>NUMBER AWARDED</b>	<b>MALES</b>	<b>FEMALES</b>
<b>CAENS</b>	Animal and Poultry Sciences	31	6	25
	Agribusiness	4	2	2
	Environmental Sciences	9	4	5
	Food and Nutrition Sciences	9	2	7
	Plant and Soil Sciences	1	1	0
	<b>TOTAL</b>	<b>54</b>	<b>15</b>	<b>39</b>
<b>CAS</b>	Biology	23	3	20
	Chemistry	6	1	5
	Communication	6	2	4
	English	10	3	7
	History	3	1	2
	Mathematics	5	3	2
	Physics	5	3	2
	Political Science	13	6	7
	Psychology	35	8	27
	Sociology	5	1	4
	Social Work	8	0	8
	<b>TOTAL</b>	<b>119</b>	<b>31</b>	<b>88</b>
<b>CBIS</b>	Accounting	10	2	8
	Business Administration	12	6	6
	Computer Science	6	3	3
	Computer Science and Information Systems	0	0	0
	Economics	1	1	0
	Finance	8	4	4
	Hospitality Management	5	1	4
	Information Technology	6	2	4
	Sales and Marketing	19	6	13
	Supply Chain Management	11	3	8
	<b>TOTAL</b>	<b>78</b>	<b>28</b>	<b>50</b>
<b>COE</b>	Aerospace Science Engineering	19	14	5
	Chemical Engineering	18	4	14
	Electrical Engineering	14	11	3
	Mechanical Engineering	33	20	13
	<b>TOTAL</b>	<b>84</b>	<b>49</b>	<b>35</b>
<b>SONAH</b>	Clinical Laboratory Science	0	0	0
	Health Science	5	1	4
	Nursing	8	0	8
	<b>TOTAL</b>	<b>13</b>	<b>1</b>	<b>12</b>
<b>TOTAL BACHELORS DEGREES</b>		<b>373</b>	<b>134</b>	<b>239</b>
<b>GRAND TOTAL SPRING 2018</b>		<b>486</b>	<b>173</b>	<b>313</b>

**GRADUATION STATISTICAL REPORT  
SUMMER COMMENCEMENT, JULY 27, 2018**

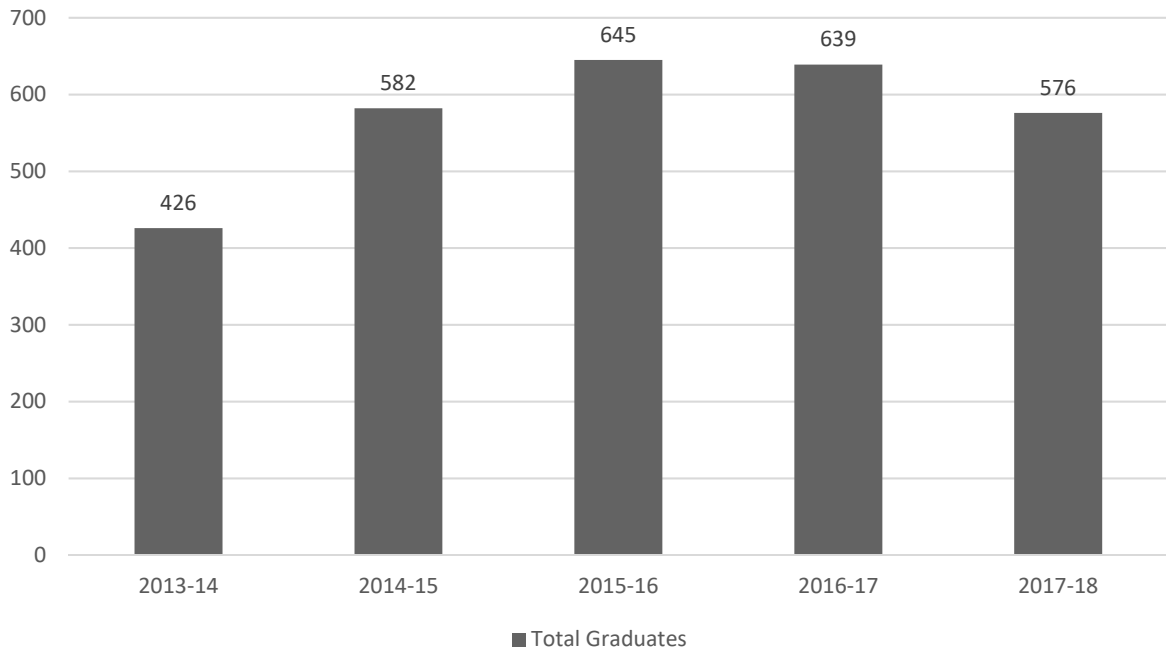
<b>COLLEGE/SCHOOL</b>	<b>DEGREE CATEGORIES</b>	<b>NUMBER AWARDED</b>	<b>MALES</b>	<b>FEMALES</b>
<b>CAENS &amp; CVM</b>	<b>DOCTOR OF PHILOSOPHY</b>			
	Integrative Biosciences	0	0	0
	Interdisciplinary Pathobiology	0	0	0
	Materials Science and Engineering	1	0	1
	<b>TOTAL PHD</b>	<b>1</b>	<b>0</b>	<b>1</b>
<b>CVM</b>	<b>DOCTOR OF VETERINARY MEDICINE</b>			
	Veterinary Medicine	0	0	0
	<b>TOTAL DVM</b>	<b>0</b>	<b>0</b>	<b>0</b>
<b>CAENS</b>	<b>MASTER OF SCIENCE</b>			
	Agricultural Resources Economics	1	1	0
	Animal and Poultry Science	9	3	6
	Environmental Science	7	2	5
	Food and Nutritional Science	7	2	5
	Plant and Soil Sciences	0	0	0
<b>CAS</b>	Biology	2	1	1
	Chemistry	0	0	0
<b>CBIS</b>	Information Systems and Security Management	5	4	1
<b>CVM</b>	Veterinary Science	0	0	0
	Public Health	0	0	0
<b>COE</b>	Materials Science Engineering	5	5	0
	Chemical Engineering	0	0	0
	Electrical Engineering	2	2	0
	Mechanical Engineering	2	2	0
<b>SONAH</b>	Occupational Therapy	0	0	0
	<b>TOTAL MASTERS</b>	<b>40</b>	<b>22</b>	<b>18</b>
<b>TSACS</b>	<b>BACHELOR OF ARCHITECTURE</b>			
	Architecture	0	0	0
	<b>TOTAL ARCHITECTURE</b>	<b>0</b>	<b>0</b>	<b>0</b>
<b>TSACS</b>	<b>BACHELOR OF ARTS AND SCIENCES</b>			
	Construction Science and Management	2	2	0
	<b>TOTAL</b>	<b>2</b>	<b>2</b>	<b>0</b>
<b>SOE</b>	<b>BACHELOR OF ARTS AND SCIENCES</b>			
	Elementary Education	0	0	0
	Mathematics Education	0	0	0
	Physical Education	0	0	0
	<b>TOTAL</b>	<b>0</b>	<b>0</b>	<b>0</b>

**GRADUATION STATISTICAL REPORT  
SUMMER COMMENCEMENT, JULY 27, 2018**

<b>COLLEGE/SCHOOL</b>	<b>DEGREE CATEGORIES</b>	<b>NUMBER AWARDED</b>	<b>MALES</b>	<b>FEMALES</b>
<b>CAENS</b>	Animal and Poultry Sciences			
	Animal Poultry and Veterinary Science	9	2	7
	Agribusiness	2	0	2
	Environmental Sciences	0	0	0
	Food and Nutrition Sciences	2	1	1
	Plant and Soil Sciences	0	0	0
	<b>TOTAL</b>	<b>13</b>	<b>3</b>	<b>10</b>
<b>CAS</b>	Biology	1	0	1
	Chemistry	0	0	0
	Communication	0	0	0
	English	1	0	1
	History	1	1	0
	Mathematics	0	0	0
	Physics	0	0	0
	Political Science	0	0	0
	Psychology	4	1	3
	Sociology	3	2	1
	Social Work	0	0	0
	<b>TOTAL</b>	<b>10</b>	<b>4</b>	<b>6</b>
<b>CBIS</b>	Accounting			
	Business Administration	2	1	1
	Computer Science	0	0	0
	Computer Science and Information Systems	1	0	1
	Economics	0	0	0
	Finance	1	1	0
	Hospitality Management	1	0	1
	Information Technology	0	0	0
	Sales and Marketing	2	1	1
	Supply Chain Management	0	0	0
<b>TOTAL</b>	<b>7</b>	<b>3</b>	<b>4</b>	
<b>COE</b>	Aerospace Science Engineering	1	1	0
	Chemical Engineering	1	1	0
	Electrical Engineering	0	0	0
	Mechanical Engineering	2	2	0
	<b>TOTAL</b>	<b>4</b>	<b>4</b>	<b>0</b>
<b>SONAH</b>	Clinical Laboratory Science	0	0	0
	Health Science	2	0	2
	Nursing	15	0	15
	<b>TOTAL</b>	<b>17</b>	<b>0</b>	<b>17</b>
<b>TOTAL BACHELORS DEGREES</b>		<b>53</b>	<b>16</b>	<b>37</b>
<b>GRAND TOTAL SUMMER 2018</b>		<b>94</b>	<b>38</b>	<b>56</b>

### HISTORIC SUMMARY OF COMPLETION DATA

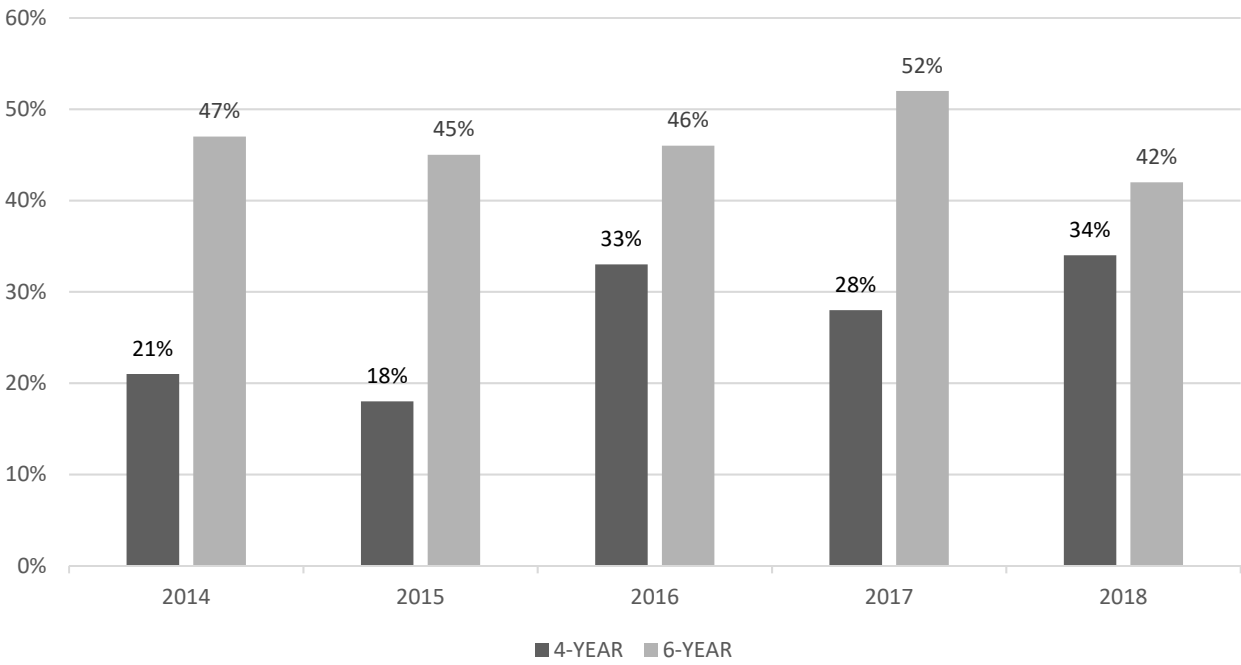
<b>Award Level</b>	<b>2013 – 14</b>	<b>2014 – 15</b>	<b>2015 – 16</b>	<b>2016 – 17</b>	<b>2017 – 18</b>
Bachelor’s degree or equivalent	327	432	454	453	423
Master’s degree	50	86	115	106	86
Doctor’s degree – Research/Scholarship	9	0	12	7	2
Doctor’s degree – Professional Practice	40	64	64	73	65
<b>TOTAL</b>	<b>426</b>	<b>582</b>	<b>645</b>	<b>639</b>	<b>576</b>



SOURCE: IPEDS

### HISTORIC GRADUATION RATES

GRADUATION RATES	2014	2015	2016	2017	2018
<b>4-YEAR</b>	21%	18%	33%	28%	34%
<b>6-YEAR</b>	47%	45%	46%	52%	42%



SOURCE: IPEDS

**SUMMARY OF STUDENT FINANCIAL AID**

**AY 2016 – 17**

<b>Total grant aid received by all undergraduate students</b>	\$4,323,316
<b>Number of undergraduate students who received a Pell Grant</b>	147
<b>Percentage of FTFT students receiving any financial aid</b>	95%

	Percentage of FTFT students receiving grant aid by type	Average amount of grant aid received by type
<b>TOTAL</b>	<b>72%</b>	<b>\$5,826</b>
Federal Government	49%	\$3,534
Pell	24%	\$5,280
Other Federal	25%	\$1,800
State/Local Government	3%	\$7,338
Institutional	20%	\$11,208

	Percentage of FTFT students receiving loans by type	Average amount of loans received by type
<b>TOTAL</b>	<b>71%</b>	<b>\$3,560</b>
Federal	63%	\$3,500
Non-federal	9%	\$4,000

**Average net price for FTFT students who receive grant aid** align="right">\$30,847

**Average net price for FTFT students who receive Title IV federal student aid**

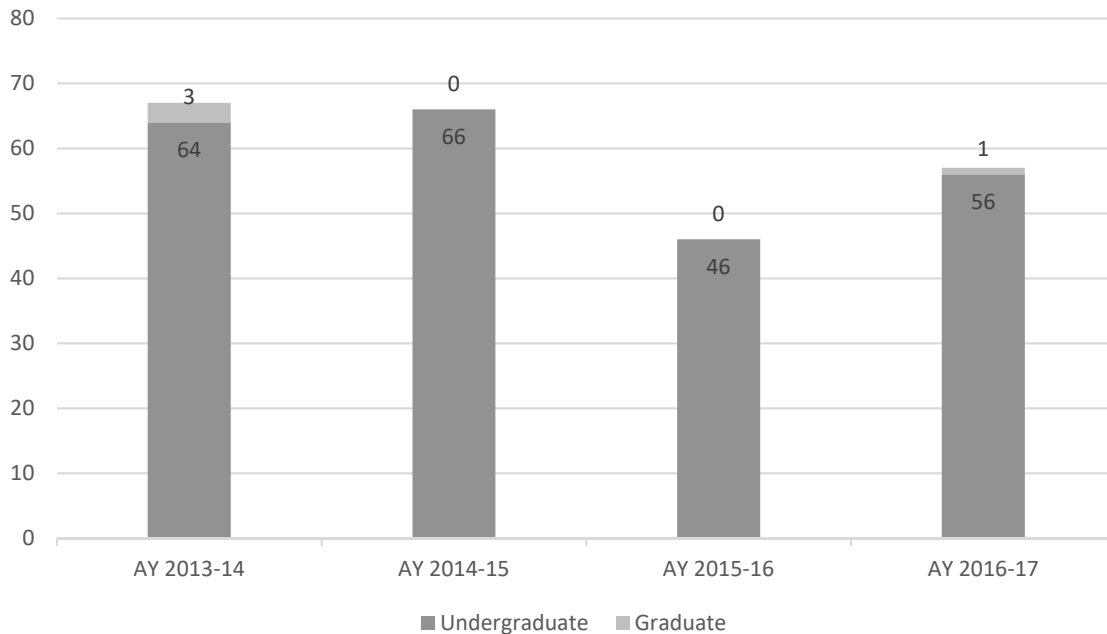
\$0 – 30,000	\$32,296
\$30,001 – 48,000	\$33,503
\$48,001 – 75,000	\$33,596
\$75,001 – 110,000	\$34,116
\$110,001 and more	N/A

## MILITARY SERVICE MEMBERS AND VETERAN'S BENEFITS

	Number of students receiving benefits/assistance	Total dollar amount of benefits/assistance awarded through the institution
<b>Post-9/11 GI Bill Benefits</b>		
Undergraduate students	56	\$914,973
Graduate students	1	\$755
<b>TOTAL</b>	<b>57</b>	<b>\$915,728</b>
 <b>Department of Defense Tuition Assistance Program</b>		
Undergraduate students	0	\$0
Graduate students	0	\$0
<b>TOTAL</b>	<b>0</b>	<b>\$0</b>

SOURCE: IPEDS

## HISTORIC NUMBER OF POST-9/11 GI BILL BENEFITS RECIPIENTS



**FULL-TIME INSTRUCTIONAL FACULTY BY COLLEGE AND SCHOOL**

**FALL 2018**

**COLLEGE OR SCHOOL**

**College of Business & Information Science**

	<b>P</b>	<b>ASSO</b>	<b>ASST</b>	<b>INST</b>	<b>LECT</b>	<b>O</b>	<b>TOTAL</b>
Accounting, Economics & Finance	3	2	3	1	0	0	9
Computer Science	2	3	4	0	0	0	9
Management	2 <sup>(1)</sup>	4	2	1	0	0	9
<b>SUBTOTAL</b>	<b>7</b>	<b>9</b>	<b>9</b>	<b>2</b>	<b>0</b>	<b>0</b>	<b>27</b>

**College of Agriculture, Environmental and Nutrition Science**

	<b>P</b>	<b>ASSO</b>	<b>ASST</b>	<b>INST</b>	<b>LECT</b>	<b>O</b>	<b>TOTAL</b>
Agricultural and Environmental Sciences	3 <sup>(1)</sup>	3	1	0	1	0	8
- Agricultural and Environmental Sciences Research Faculty	8	5	6	0	0	0	19
Food and Nutrition Sciences	0	0	3	0	0	0	3
- Food and Nutrition Science Research Faculty	1	1	1	0	0	0	3
<b>SUBTOTAL</b>	<b>12</b>	<b>9</b>	<b>11</b>	<b>0</b>	<b>1</b>	<b>0</b>	<b>33</b>

**College of Arts and Sciences**

	<b>P</b>	<b>ASSO</b>	<b>ASST</b>	<b>INST</b>	<b>LECT</b>	<b>O</b>	<b>TOTAL</b>
Biology	3 <sup>(1)</sup>	2	5	1	0	0	11
- Biology Research Faculty	0	1	1	0	0	0	2
Chemistry	0	3	5	0	0	0	8
Modern Languages, Communication, and Philosophy	3	4	10	0	0	0	17
Fine and Performing Arts	0	1	2	1	2	0	6
History and Political Science	1	3	6	0	0	0	10
Mathematics	4	4	6	0	0	0	14
Physics	1	3	3	0	0	0	7
Psychology and Sociology	1	2	5	1	0	0	9
Social Work	0	0	1	2	0	0	3
<b>SUBTOTAL</b>	<b>13</b>	<b>23</b>	<b>44</b>	<b>5</b>	<b>2</b>	<b>0</b>	<b>87</b>

**College of Engineering**

	<b>P</b>	<b>ASSO</b>	<b>ASST</b>	<b>INST</b>	<b>LECT</b>	<b>O</b>	<b>TOTAL</b>
Aerospace Science Engineering	2	2	2	0	0	0	6
Chemical Engineering	2	0	1	0	0	0	3
- Chemical Engineering Research Faculty	1	0	0	0	0	0	1
Electrical Engineering	1	6	4	0	0	0	11
Materials Science and Engineering	1	1	1	0	0	0	3
Mechanical Engineering	2 <sup>(1)</sup>	4	1	0	0	0	7
<b>SUBTOTAL</b>	<b>9</b>	<b>13</b>	<b>9</b>	<b>0</b>	<b>0</b>	<b>0</b>	<b>31</b>

**College of Veterinary Medicine**

	<b>P</b>	<b>ASSO</b>	<b>ASST</b>	<b>INST</b>	<b>LECT</b>	<b>O</b>	<b>TOTAL</b>
Biomedical Sciences	3	2	6	0	0	0	11
Clinical Sciences	3 <sup>(1)</sup>	8	7	2	0	5	25
- Clinical Sciences Clinical Faculty	0	0	0	2	0	0	2
Pathobiology	5	9	4	1	0	2	21
- Pathobiology Research Faculty	0	3	0	0	0	0	3
Public Health	0	1	0	0	0	0	1
<b>SUBTOTAL</b>	<b>11</b>	<b>23</b>	<b>17</b>	<b>5</b>	<b>0</b>	<b>7</b>	<b>63</b>

P = Full Professor  
 ASSO = Associate Professor  
 ASST = Assistant Professor

INST = Instructor  
 LECT = Lecturer  
 O = Other Academic Rank, Visiting Professor, or Intern

(1) Includes Dean of college or school.

SOURCE: Office of the Provost



## FULL-TIME INSTRUCTIONAL FACULTY BY COLLEGE AND SCHOOL

### FALL 2018

#### School of Architecture and Construction Science

	P	ASSO	ASST	INST	LECT	O	TOTAL
Architecture	3 <sup>(1)</sup>	1	3	0	0	0	7
Construction Science	0	0	3	0	0	0	3
<b>TOTAL</b>	<b>3</b>	<b>1</b>	<b>6</b>	<b>0</b>	<b>0</b>	<b>0</b>	<b>10</b>

#### School of Education

	P	ASSO	ASST	INST	LECT	O	TOTAL
Elementary and Secondary Education	3 <sup>(1)</sup>	0	4	0	0	0	7
Physical Education	0	0	0	1	0	0	1
<b>TOTAL</b>	<b>3</b>	<b>0</b>	<b>4</b>	<b>1</b>	<b>0</b>	<b>0</b>	<b>8</b>

#### School of Nursing and Allied Health

	P	ASSO	ASST	INST	LECT	O	TOTAL
Nursing	2 <sup>(1)</sup>	0	4	5	0	0	9
- Nursing Clinical Faculty	0	0	0	2	0	0	2
Allied Health	0	1	2	1	0	0	4
<b>TOTAL</b>	<b>2</b>	<b>1</b>	<b>6</b>	<b>4</b>	<b>0</b>	<b>0</b>	<b>13</b>

#### GRAND TOTAL

**60      79      106      17      3      7      272**

P = Full Professor  
ASSO = Associate Professor  
ASST = Assistant Professor

INST = Instructor  
LECT = Lecturer  
O = Other Academic Rank, Visiting Professor, or Intern

(1) Includes Dean of college or school.

SOURCE: Office of the Provost

## FULL-TIME INSTRUCTIONAL FACULTY BY TENURE STATUS

### FALL 2018

	P	ASSO	ASST	INST	LECT	O	TOTAL
<b>T</b>	48	44	7	0	0	1	100
<b>OT</b>	2	15	53	1	0	0	71
<b>NTT</b>	1	11	34	15	3	4	68
<b>TOTAL</b>	<b>51</b>	<b>70</b>	<b>94</b>	<b>16</b>	<b>3</b>	<b>5</b>	<b>239</b>

P = Full Professor  
ASSO = Associate Professor  
ASST = Assistant Professor  
INST = Instructor  
LECT = Lecturer

O = Other Academic Rank (i.e. Research or Clinical Faculty)  
T = Tenured  
OT = On Tenure Track  
NTT = Non-Tenured Track

SOURCE: Office of the Provost

## UNIVERSITY LIBRARIES

Tuskegee University Libraries consist of the main library and departmental libraries in the College of Veterinary Medicine, Nursing and Allied Health and the College of Engineering, Architecture and Physical Sciences. The main library, built in 1932, is a fireproof, three-story structure named in honor of the late Hollis Burke Frissell, second principal of Hampton Institute. In 2001, the building was renovated to reflect technological advances and the name was changed to the Ford Motor Company Library/Learning Resource Center.

Tuskegee University Libraries serve as the nucleus of information retrieval for faculty, staff, and students. The mission is to acquire, organize, and provide access to materials and technologies needed for educational programs of the University in teaching, research, and service. The collection in all libraries is comprised of approximately 310,000 volumes, including bound journals; current serial subscriptions total more than 1,500.

The Washington/Rare Book Rooms house a collection of primary and secondary resources of black materials. These include a sizable collection of abolitionist literature, publications by and about the Presidents of Tuskegee University and George Washington Carver. An extensive collection of pamphlets dealing with racial issues can also be found in the collection. The library has been a federal depository since 1907 and has a collection of more than 40,000 select government documents.

### SUMMARY OF COLLECTIONS AND CIRCULATIONS

LIBRARY COLLECTIONS/CIRCULATION	PHYSICAL COLLECTION	DIGITAL/ELECTRONIC COLLECTION
Books	372,231	2,692
Databases	-	230
Media	1,481	842
Serials	1,482	0
<b>Total Collection</b>	<b>375,494</b>	<b>3,764</b>
<b>Total Circulation</b>	<b>213</b>	<b>82</b>

## RESEARCH AND ENDOWMENT

### RESEARCH

ACADEMIC AREAS/CENTERS	Federal	Federal Pass- thru	Non-Federal	State	Amount
<b>CAENS</b>	\$9,483,913.00	\$49,200.00	\$5,000.00	\$4,767,513.60	<b>\$14,305,626.60</b>
<b>CAS</b>	\$4,377,721.00	\$395,539.00	\$48,000.00	\$91,446.00	<b>\$4,912,706.00</b>
<b>CBIS</b>	\$149,996.00	\$31,875.00	\$0.00	\$194,192.00	<b>\$376,063.00</b>
<b>COE</b>	\$2,984,905.00	\$1,748,373.58	\$295,997.00	\$165,735.00	<b>\$5,195,010.58</b>
<b>CVM</b>	\$12,140,073.74	\$0.00	\$33,550.00	\$0.00	<b>\$12,173,623.74</b>
<b>TSACS</b>	\$0.00	\$0.00	\$128,750.00	\$16,110.00	<b>\$144,860.00</b>
<b>SOE</b>	\$0.00	\$0.00	\$0.00	\$0.00	<b>\$0.00</b>
<b>SONAH</b>	\$0.00	\$35,522.00	\$0.00	\$0.00	<b>\$35,522.00</b>
<b>Graduate Studies</b>	\$2,120,663.00	\$0.00	\$0.00	\$0.00	<b>\$2,120,663.00</b>
<b>NCBRHC</b>	\$250,000.00	\$0.00	\$106,275.00	\$0.00	<b>\$356,275.00</b>
<b>President's Office</b>	\$3,474,460.00	\$0.00	\$0.00	\$0.00	<b>\$3,474,460.00</b>
<b>Provost</b>	\$24,022.00	\$0.00	\$49,340.00	\$0.00	<b>\$73,362.00</b>
<b>TOTAL</b>	<b>\$35,005,753.74</b>	<b>\$2,260,509.58</b>	<b>\$666,912.00</b>	<b>\$5,234,996.60</b>	<b>\$43,168,171.92</b>

SOURCE: Office of Sponsored Programs and Grants Administration

**CAENS:** College of Agriculture, Environment, and Nutrition Sciences  
**CAS:** College of Arts and Sciences  
**CBIS:** Andrew F. Brimmer College of Business and Information Systems  
**COE:** College of Engineering  
**CVM:** College of Veterinary Medicine  
**TSACS:** Robert R. Taylor School of Architecture and Construction Science  
**SOE:** School of Engineering  
**SONAH:** School of Nursing and Allied Health  
**NCBRHC:** National Center for Bioethics and Health Care

### UNIVERSITY ENDOWMENT

**Value of Endowment assets: (FY 2018): \$126,937,266**

## HONOR SOCIETIES AND UNIVERSITY CLUBS

### Honor Societies and Associations

Alpha Kappa Delta International Honor Society of Sociology  
Alpha Kappa Mu Honor Society  
American Institute of Architecture Students (AIAS)  
American Institute of Chemical Engineers  
American Society of Mechanical Engineers  
Associated Builders and Contractors (ABC)  
Association of General Contractors Builders and Contractors (AGC)  
Beta Kappa Chi National Scientific Honor Society  
Epsilon Tau Sigma Honor Society for Allied Health  
Golden Key International Honour Society  
Kappa Delta Pi International Honor Society in Education  
Lambda Iota Tau International Honor Society for Literature  
National Association of Home Builders (NAHB)  
National Organization of Minority Architecture Students (NOMAS)  
National Society of Black Engineers (NSBE)  
Omega Chi Epsilon American Honor Society for Chemical Engineering  
Phi Alpha Honor Society for Social Work (formally Alpha Delta Mu)  
Pi Mu Epsilon National Honorary Mathematics Society  
Pi Sigma Alpha National Political Science Honor Society  
Pi Tau Sigma International Honor Society in Mechanical Engineering  
Pi Theta Epsilon National Honor Society for Occupational Therapy  
SAE International Professional Association for Engineering Students  
Sigma Gamma Tau American Honor Society for Aerospace Engineering  
Sigma Lambda Chi International Construction Honor Society  
Society of Women Engineers (SWE)  
Tau Sigma Delta National Honor Society in Architecture and Allied Arts  
Tuskegee University Women in Construction (TWIC)

### University Clubs and Organizations

Biology Club  
Communication Club  
English/Film Club  
French Club  
Forensics Club (Debate Team)  
Frank Toland Historical Society  
NAACP – Tuskegee University Chapter  
Spanish Club  
Social Work Alliance  
Thurgood Marshall Pre-Law Club  
Student Occupational Therapy Association (SOTA)

**National Pan Hellenic Council**

Alpha Phi Alpha Fraternity, Inc.  
Alpha Kappa Alpha Sorority, Inc.  
Kappa Alpha Psi Fraternity, Inc.  
Omega Psi Phi Fraternity, Inc.  
Delta Sigma Theta Sorority, Inc.  
Phi Beta Sigma Fraternity, Inc.  
Zeta Phi Beta Fraternity, Inc.  
Sigma Gamma Rho Sorority, Inc.

**Council of National Service Organizations**

Alpha Phi Omega International Service Fraternity  
Arnold Air Society  
Chi Eta Phi Professional Nursing Sorority, Inc.  
Delta Phi Delta Dance Fraternity, Inc.  
Gamma Pi Alpha Service Sorority  
Gamma Sigma Sigma National Service Sorority  
Kappa Kappa Psi Honorary Band Fraternity, Inc.  
Pi Sigma Phi National Honor Fraternity  
Tau Beta Sigma Honorary Band Sorority, Inc.  
National Society of Pershing Angles  
National Society of Pershing Rifles

## SUMMER PROGRAM OFFERINGS

### **College of Business and Information Science**

STEM Summer Academy

### **College of Agriculture, Environmental and Nutrition Sciences**

AgriTREK/SciTREK/AgDiscovery

Geospatial Research and Education (GREP) Summer Program

Forestry and Natural Resources (FNR) - TREK

Verizon Innovative Learning (VIL) Program for Minority Males Directed by Tuskegee University

Summer Health and Fitness Academy (SHAFA)

Summer Transportation Institute (STI)

Summer Youth College (SYC)

### **College of Arts and Sciences**

Genomics and Biotechnology Workshop

### **College of Engineering**

Mentoring Into Engineering (MITE) Summer Program

FASTREC Summer program

NSTI Summer program

I-TEST Summer Program

Camp Drone Zone Summer Program

Fly-High - Your Math & Science Skills Summer Program

### **College of Veterinary Medicine**

Summer Enrichment and Reinforcement (SERP) Summer Program

Veterinary Science Training Education and Preparation (VET-STEP) Summer Institute

### **School of Architecture and Construction Science**

Preview Architecture & Construction at Tuskegee (PACT)

### **School of Education**

This college does not offer any summer programs at this time.

### **School of Nursing and Allied Health**

This college does not offer any summer programs at this time.

## GLOSSARY OF TERMS

**Academic year:** The period of time generally extending from August to May; usually equaled to two semesters (Fall and Spring).

**Accreditation:** The designation that an institution earns indicating that it functions appropriately with respect to its resources, programs, and services. The accrediting association, often comprised of peers, is recognized as the external monitor.

**Accrediting Agencies:** Private educational associations of regional or national scope, that develop evaluation criteria and conduct peer evaluations to assess whether or not those criteria are met.

**Accountability:** The demand by stakeholders for schools to demonstrate that money invested in education is being efficiently utilized. This demand is met through measured learning and outcomes assessment. The process includes reporting to stakeholders the degree to which expected results have been achieved.

**ACT:** ACT, previously known as the American College Testing program, measure educational development and readiness to pursue college-level coursework in English, Mathematics, Natural Science, and Social Studies.

**Action Plan:** A statement of what will be done to change or improve the program, unit, or assessment process based on the analysis of assessment results, when level of achievement is not met.

**American Indian or Alaska Native:** A person having origins in any of the original peoples of North and South America (including Central America) who maintains cultural identification through tribal affiliation or community attachment.

**Asian:** A person having origins in any of the original peoples of the Far East, Southeast Asia, or the Indian subcontinent, including, for example, Cambodia, China, India, Japan, Korea, Malaysia, Pakistan, the Philippine Islands, Thailand, and Vietnam.

**Assistant Professor:** The first of three tenure/tenure-track regular faculty ranks: *Assistant, Associate, Professor.*

**Associate Professor:** The second of three tenure/tenure-track regular faculty ranks: *Assistant, Associate, Professor.*

**Attrition:** loss of students through means other than graduation.

**Bachelor's Degree:** An award (baccalaureate or equivalent degree, as determined by the Secretary, U.S. Department of Education) that normally requires at least four but not more than five years of full-time equivalent college-level work.

**Black or African American:** A person having origins in any of the black racial groups of Africa.

**Census Date:** The tenth day of the first full month of an academic semester. This date usually corresponds with the National Student Clearinghouse Report, ran by the Office of the Registrar.

**CIP Code:** The Classification of Instructional Programs (CIP) provides a taxonomic scheme that supports the accurate tracking and reporting of fields of study and program completions activity.

**Class Standing:** Determined by the number of student credit hours a student has accumulated (Freshmen 0-29; Sophomore 30 – 59; Junior 60 – 89; Senior 90 and over).

**Cohort:** A specific group of students established for tracking purposes. Frequently, it is a fall term's first-time, full-time, freshmen class.

**Commission on Colleges (COC):** The regional body for the accreditation of degree- granting higher education institutions in the Southern states that award associate, baccalaureate, master and doctoral degrees. The COC accredits universities in Alabama, Florida, Georgia, Kentucky, Louisiana, Mississippi, North Carolina, South Carolina, Tennessee, Texas, Virginia, and Latin America. (SACSCOC)

**Course Level:** Noncredit Courses (1 – 99); Lower Level Courses (100 – 200); Upper Level Courses (300 – 400); Graduate Level Courses (600 – 700); Professional Courses (800).

**Degree:** An award conferred by a college, university, or other postsecondary educational institution as official recognition for the successful completion of a program of studies.

**Degree-seeking Students:** Students enrolled in courses for credit and recognized by the institution as seeking a degree, certificate, or other formal award. High school students enrolled in postsecondary courses for credit are not considered degree-seeking.

**Doctoral Degree:** The highest award a student can earn for graduate study.

**Fact Book:** The annual compilation of high-level University data serving as a resource to internal and external stakeholders.

**Faculty:** Includes both full-time and part-time faculty and department heads employed by the institution.

**First-time, Full-time, Freshman Student:** A full-time student attending any institution for the first time at the undergraduate level. Includes students enrolled in the fall term who attended college for the first time in the prior summer term.

**First-time Freshman Student:** A student attending any institution for the first time at the undergraduate level. (full- or part-time). Includes students enrolled in the fall term who attended college for the first time in the prior summer term.

**First-time Graduate, Degree Seeking:** A graduate degree-seeking student who is enrolled in their first semester of graduate study.

**First-time Professional Student:** A professional student in their first term of study.



**Fiscal Year:** The fiscal year begins July 1 and ends June 30. The U.S. Federal Government's fiscal year begins October 1 and ends on September 30. Most federal grants are awarded using the federal fiscal year cycle.

**Freshman:** A student who has accumulated 0 - 29 credit hours.

**Full-time Equivalent:** Is one-third of the part-time students added to the full-time students.

**Graduate Assistants/Graduate Research Assistants:** Graduate-level students employed on a part-time basis for the primary purpose of assisting in classroom or laboratory instruction or in the conduct of research. Graduate students having titles such as graduate assistant, teaching assistant, teaching associate, teaching fellow, or research assistant typically hold these positions.

**Graduate, Non-degree Seeking:** A graduate student who is seeking some type of certification and not a formal graduate degree.

**Graduate Student:** A student who holds a bachelor's or first-professional degree, or equivalent, and is taking courses at the post-baccalaureate level. These students may or may not be enrolled in graduate programs.

**Graduation:** Tuskegee University has two graduations per year: Spring (May), and Summer (August).

**Graduation Rate:** Percentage of a freshman, first-time, full-time cohort, that graduates from the institution within six years. Four years is identified as 100%. Six years is identified at 150%. Eight years is identified as 200%.

**Headcount (Student):** The sum of students enrolled for credit with each student counted only once during the reporting period, regardless of when the student enrolled.

**Hispanic/Latino:** A person of Cuban, Mexican, Puerto Rican, South or Central American, or other Spanish culture or origin, regardless of race.

**Institutional Effectiveness (IE):** The term used to describe the degree to which the institution accomplishes its Mission through the systematic, comprehensive and continuous assessment of its educational strategic plan and annual initiatives. It focuses largely on SACSCOC Comprehensive Standard 3.3.1 that states: The institution identifies expected outcomes for its academic programs, its administrative support services, and its academic and student support services; assesses whether it achieves these outcomes; and provides evidence of improvement based on analysis of those results.

**Institutional Research (IR):** A category of work done at schools, colleges and universities to inform campus decision-making and planning in areas such as admissions, financial aid, curriculum assessment, enrollment management, staffing, student life, finance, facilities, athletics, and alumni relations. They are involved in collecting and reporting information to government bodies (for example, in the USA, the United States Department of Education's Integrated Postsecondary Education Data System), to the public (e.g., Common Data Set, the National Association of Independent Colleges and Universities' University-College Accountability Network), and various college guide publishers (e.g., U.S. News & World Report and College Board).

**Integrated Postsecondary Education Data System (IPEDS):** A system of interrelated surveys conducted annually by the U.S. Department's National Center for Education Statistics (NCES). IPEDS gathers information from every college, university, and technical and vocational institution that participates in the federal student financial aid programs. The Higher Education Act of 1965, as amended, requires that institutions that participate in federal student aid programs report data on enrollments, program completions, graduation rates, faculty and staff, finances, institutional prices, and student financial aid. These data are made available to students and parents through the College Navigator college search Web site and to researchers and others through the IPEDS Data Center.

**Intern:** A person who has earned a Doctorate in Veterinary Medicine that have primary case responsibility on most services, but will work under the direct supervision of board certified faculty. Internship programs are designed to prepare interns for residency training in a clinical specialty, admission to a graduate program, or entrance into a high quality private practice".

**Junior:** A student who has accumulated 60 - 89 credit hours.

**Lecturer:** Non-tenure-track faculty on term contracts.

**Master's Degree:** An award that requires the successful completion of a program of study of at least the full-time equivalent of one but not more than two academic years of work beyond the bachelor's degree.

**Mission statement:** Explains why a program, department, or institution exists and identifies its purpose. It articulates the organization's essential nature, its values, and its work and should be aligned with institutional mission.

**Native Hawaiian or Other Pacific Islander:** A person having origins in any of the original peoples of Hawaii, Guam, Samoa, or other Pacific Islands.

**Non-degree-seeking Student:** A student enrolled in courses for credit who is not recognized by the institution as seeking a degree or formal award.

**Non-resident Alien:** A person who is not a citizen or national of the United States and who is in this country on a visa or temporary basis and does not have the right to remain indefinitely.

**Non-resident Student:** A student who is not a legal resident of the state in which he/she attends school. Non-resident students are subject to non-resident tuition rates.

**Other Faculty/Academic Rank:** Persons classified as "other faculty" or "other academic rank" usually fall into the category of research assistants/associates, but does not excluding post-docs, visiting professors or interns.

**Part-time Student:** Undergraduate students enrolled in less than 12 credit hours. Graduate students enrolled in less than 9 cred hours.

**Professor:** The third of three tenure/tenure-track regular faculty ranks: *Assistant, Associate, Professor*.

**Research/Clinical Faculty:** Persons primarily involved in research. Research faculty may be appointed for fixed terms; the length of the term will ordinarily coincide with the duration of the research grant or contract held by the University under which such appointments are made. Research faculty appointments are not tenure-track appointments.

**Resident Alien (and other eligible non-citizens):** A person who is not a citizen or national of the United States but who has been admitted as a legal immigrant for the purpose of obtaining permanent resident alien status.

**Resident Student:** A student who is a resident of the state in which he/she attends school.

**Retention Rate:** Percentage of a freshman, first-time, full-time, cohort, that returns for the second year at the institution.

**SAT:** Previously known as the Scholastic Aptitude Test, this is an examination administered by the Educational Testing Service and used to predict the facility with which an individual will progress in learning college-level academic subjects.

**Senior:** A student who has accumulated 90 or above credit hours.

**Short Courses:** Short courses for one, two, and three hours credit can be offered by any academic area. At times, these are referred to as post-sessions, inter-session, or mini-courses. Academic standards for such courses are comparable with standards in regular classes and require comparable achievement. Short courses may be offered between sessions, or during regular sessions at hours to be determined by the academic area involved. All short courses must be approved by the Provost. Class periods for such courses are usually longer than those for regular scheduled courses.

**Sophomore:** A student who has accumulated 30 - 59 credit hours.

**Student Level:** Undergraduate, Graduate or Professional.

**Summer Session:** A eight-week academic term during the months of June and July.

**Southern Association of Colleges and Schools–Commission on Colleges (SACSCOC):** This is the accrediting agency of higher education institutions in Alabama, Florida, Georgia, Kentucky, Louisiana, Mississippi, North Carolina, South Carolina, Tennessee, Texas, and Virginia. Maintaining fully accredited status ensures that ASU remains in compliance with federal expectations and continues to receive federal funding.

**Tenure:** Faculty with continuous appointments.

**Tenure-track:** Faculty with specific-term appointments or faculty with tenure awarded for a future date.

**Transfer Student:** A student entering the reporting institution for the first time but known to have previously attended a postsecondary institution at the same level (e.g., undergraduate, graduate). The student may transfer with or without credit.

**Tuition and Required Fees:** Tuition is the amount of money charged to students for instructional services. Tuition may be charged per term, per course, or per credit. Required fees are those fixed sums charged to students for items not covered by tuition.

**Two or More Races:** A person having origins in two or more race categories and not Hispanic/Latino.

**Unclassified Student:** A student taking courses creditable toward a degree or other formal award who cannot be classified by academic level. For example, this could include a transfer student whose earned credits have not yet been determined.

**Undergraduate Student:** A student enrolled in a four- or five-year bachelor's degree program, an associate's degree program, or a vocational or technical program below the baccalaureate.

**Unknown Race/Ethnicity:** The category used to report students or employees whose race and ethnicity are not known.

**Vision Statement:** Articulates the organization's values and intended contribution to society and shares how the organization should look in the future by presenting the ideal, or an ambitious, long-term goal.

**Visiting Faculty:** A faculty members from another institution that are temporarily employed by the institution. Appointments are non-tenure track.

**Visiting Student:** A student from another institution that temporarily takes UNL classes.

**White:** A person having origins in any of the original peoples of Europe, the Middle East, or North Africa.

**COMMITTEE MEMBERS**

Dr. Preston Robinson III

Dr. Kellei Samuels

Dr. Elaine Bromfield

JaNia Smith, Student Member

Simone Lewis, Student Member

**ABOUT THE COVER:**

George Washington Carver was an agricultural scientist and inventor who wanted to improve the lot of “the man farthest down,” the poor, one-horse farmer at the mercy of the market and chained to the land exhausted by cotton. To this end, he developed techniques to improve soils depleted by repeated plantings of cotton. He wanted poor farmers to grow alternative crops, such as peanuts and sweet potatoes, as a source of their own food and to improve their quality of life.

His works are available for public viewing at The George Washington Carver Museum, located on the campus of Tuskegee University in Tuskegee, AL. The museum is a part of the Tuskegee Institute National Historic Site and managed by the US National Park Service.

The cover design and photo are the copyright works of Tuskegee University. All rights are reserved.



Tuskegee University is committed to maintaining and strengthening a fair and respectful environment for living, working, and studying. In compliance with federal and state law and University policy, the University does not tolerate gender-based discrimination or harassment, including sexual harassment, sexual assault, sexual violence and sexual misconduct.

No person in the United States shall, on the basis of sex, be excluded from participation in, be denied the benefits of, or be subjected to discrimination under any education program or activity receiving Federal financial assistance. Questions regarding the application of Title IX may be referred to Tuskegee University's Title IX Coordinator or to the U.S. Department of Education's Office for Civil Rights.

**Tuskegee University Title IX Coordinator:**

Tiyahri Wilson  
John A Kenney Hall, 70-132  
Phone: (334) 724-4768  
Email: TWilson@tuskegee.edu

**Office of Civil Rights for Alabama:**

ATLANTA OFFICE  
Office for Civil Rights  
U.S. Department of Education  
61 Forsyth St. S.W., Suite 19T10  
Atlanta, GA 30303-8927  
Phone: (404) 974-9406  
Fax: (404) 974-9471; TDD: (800) 877-8339  
Email: OCR.Atlanta@ed.gov







