







The process for purchasing a Tuskegee University ticket online is as follows:

1. Go online to www.Tuskegee.edu
2. **Select Athletics**
3. **Select Fan Zone** and scroll down to **Fan Zone** and **Select 2022 Football Tickets**
4. Scroll down to: **Football Parking or 2022 Football for Game Tickets**
5. For Game Tickets: Select **Get Tickets** 
6. Indicate the **Quantity** of tickets you want to purchase for each category listed under **ITEM: + or -**
7. Scroll down to **Checkout:** 
8. Review Your Order
9. Enter Your Contact Information
10. Scroll down and **Select Payment Method:**  
11. Submit Order
12. You will receive your receipt in your email
13. **Download the app and tickets/passes on your phone or print out tickets**

The process for in-person tickets: Come to the ticket booth or follow the online process.